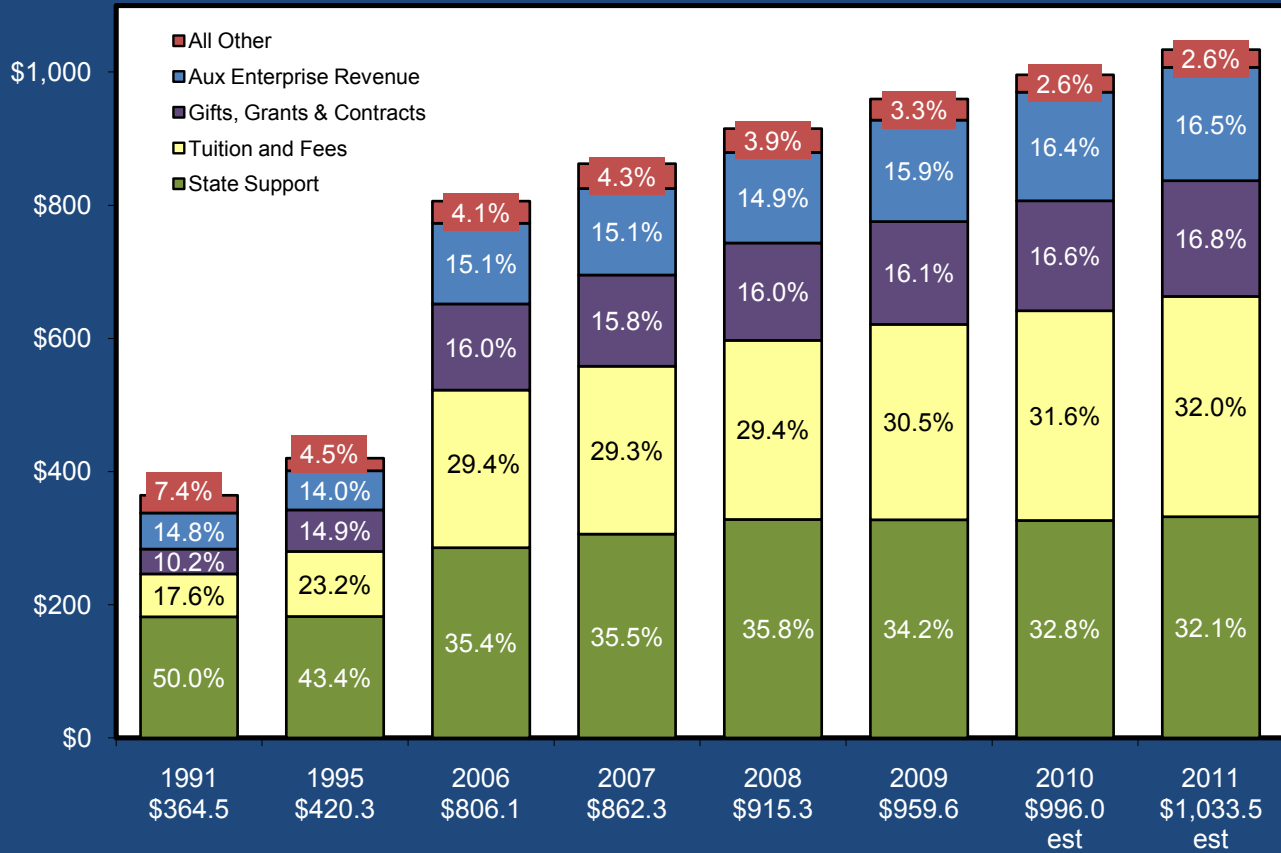


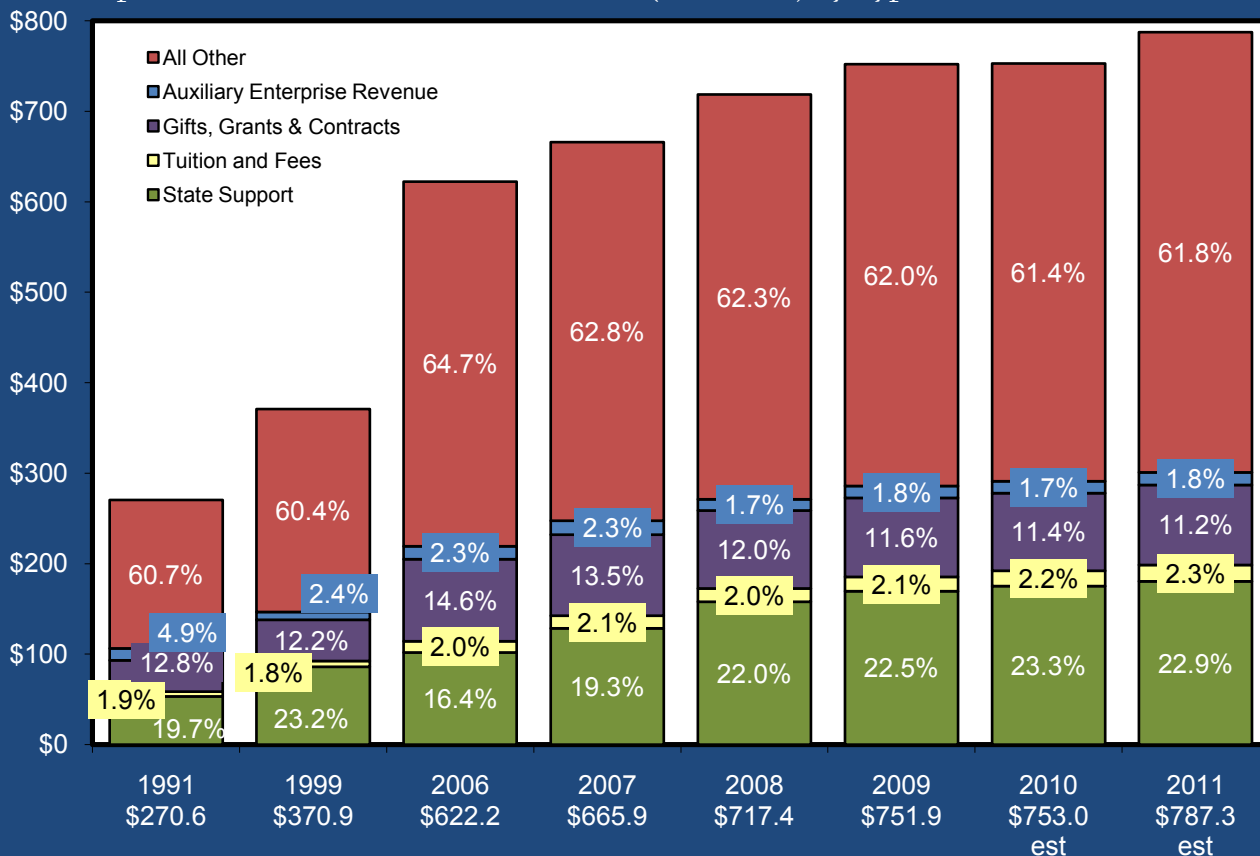
## University of Connecticut (Storrs & Regional Campuses)

### Comparison of Total Current Fund Revenues (in millions) by Type - Selected Fiscal Years



## University of Connecticut Health Center

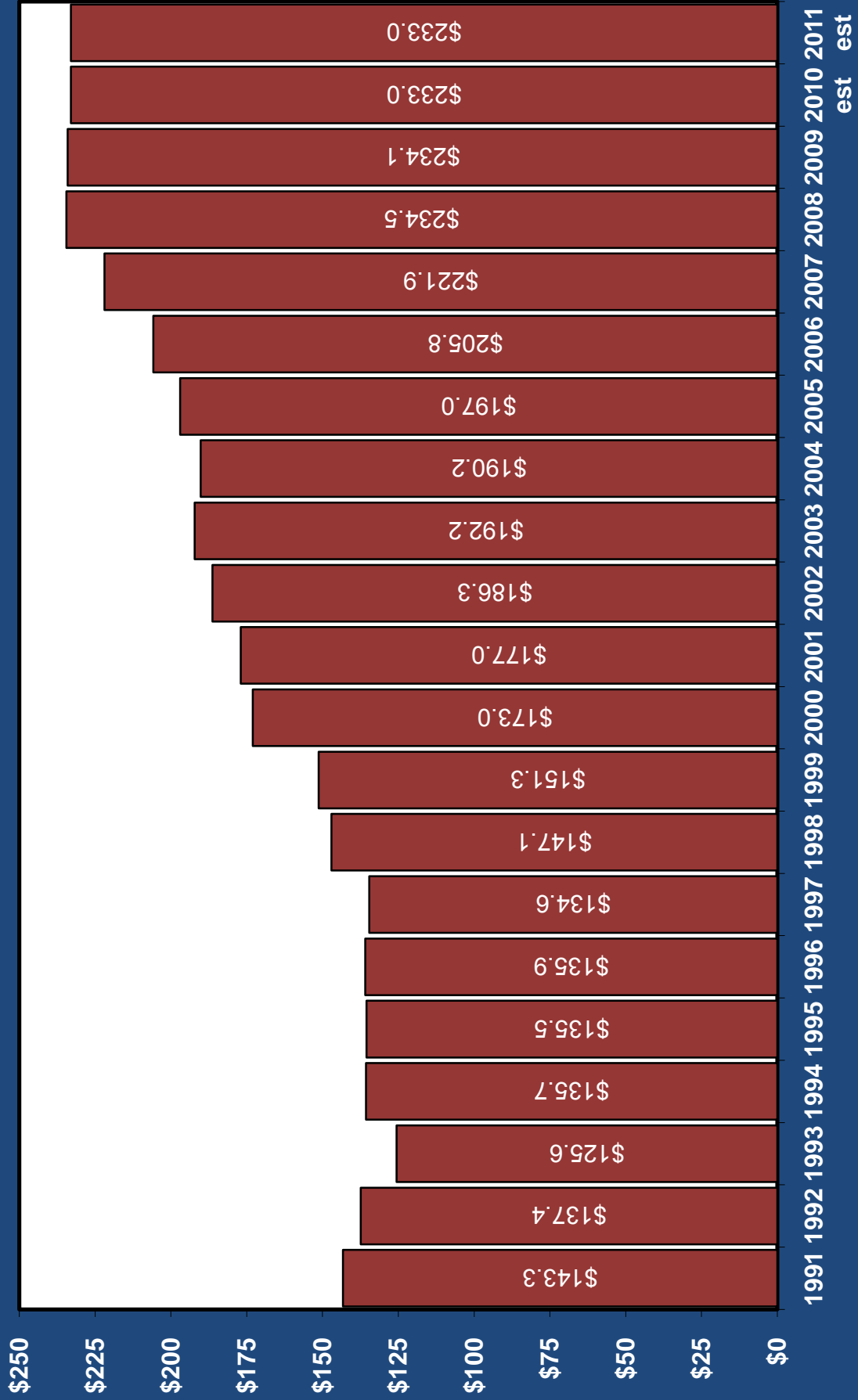
### Comparison of Total Current Fund Revenues (in millions) by Type - Selected Fiscal Years



University of Connecticut  
 Current Funds - Actual and Proposed  
 Fiscal Years Ended June 30, 2008-2011

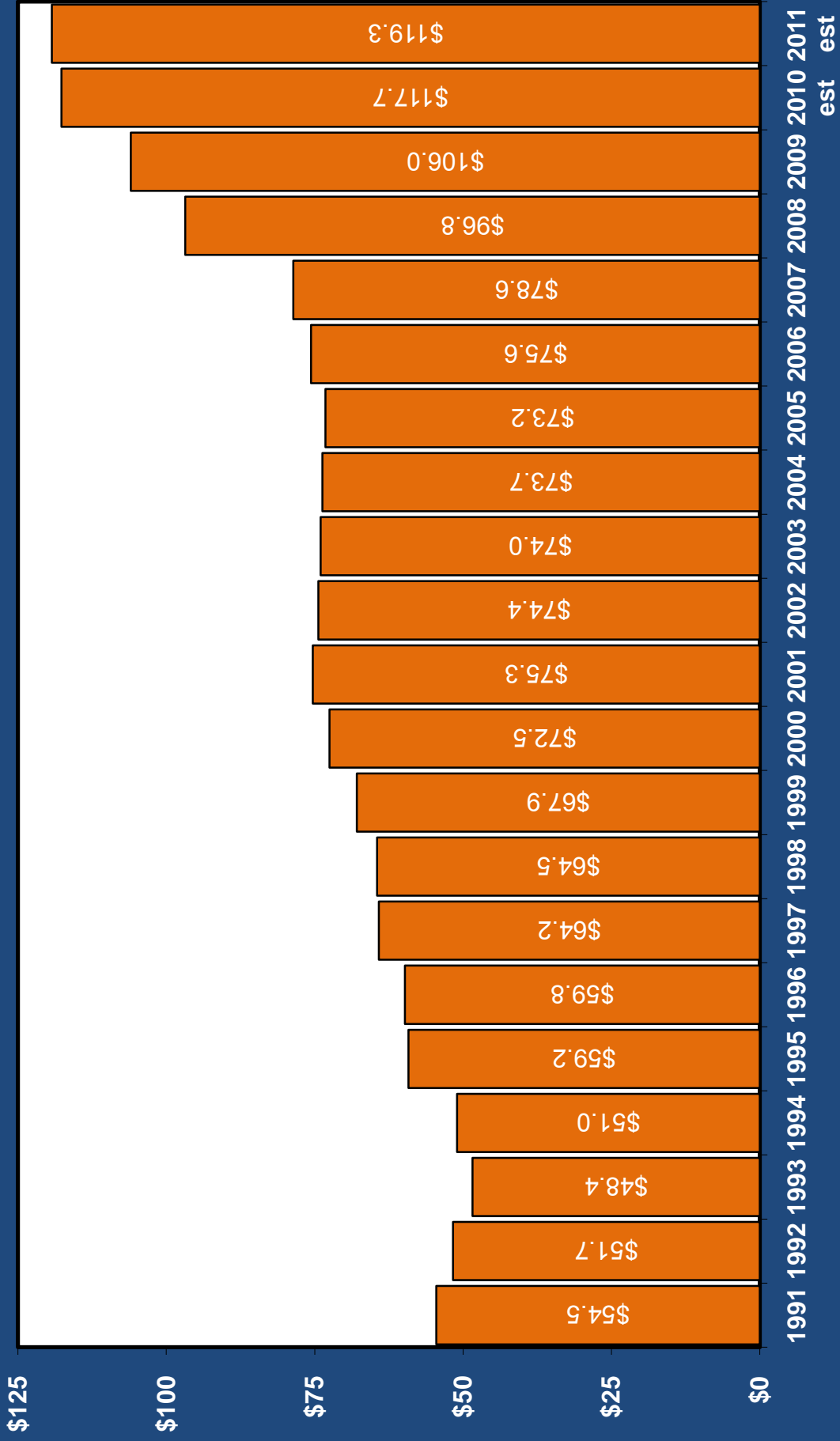
	Actual FY 2008		Actual FY 2009		Forecasted FY 2010		Proposed FY 2011					
	Storrs +	UHC	Storrs +	UHC	Storrs +	UHC	Storrs +	UHC	Total			
<b>Revenues:</b>												
State Support	\$328.2	\$157.9	\$486.1	\$327.8	\$169.5	\$497.3	\$326.8	\$175.4	\$502.2	\$332.1	\$180.3	\$512.4
Tuition & Fees	268.9	14.7	283.6	293.2	15.7	308.9	314.5	16.8	331.3	330.9	18.4	349.3
All Other Revenues	<u>318.2</u>	<u>545.8</u>	<u>864.0</u>	<u>338.6</u>	<u>566.7</u>	<u>905.3</u>	<u>354.7</u>	<u>560.8</u>	<u>915.5</u>	<u>370.5</u>	<u>588.7</u>	<u>959.2</u>
<b>Total Revenues</b>	<u>\$915.3</u>	<u>\$718.4</u>	<u>\$1,633.7</u>	<u>\$959.6</u>	<u>\$751.9</u>	<u>\$1,711.5</u>	<u>\$996.0</u>	<u>\$753.0</u>	<u>\$1,749.0</u>	<u>\$1,033.5</u>	<u>\$787.4</u>	<u>\$1,820.9</u>
<b>Expenditures / Transfers:</b>												
Personal Services	\$385.7	\$355.4	\$741.1	\$403.3	\$369.6	\$772.9	\$386.1	\$389.9	\$776.0	\$411.9	\$412.8	\$824.7
Fringe Benefits	134.2	102.3	236.5	136.7	103.5	240.2	138.8	112.8	251.6	151.5	120.2	271.7
All Other Expenses	<u>382.9</u>	<u>262.2</u>	<u>645.1</u>	<u>414.8</u>	<u>279.1</u>	<u>693.9</u>	<u>460.2</u>	<u>248.4</u>	<u>708.6</u>	<u>469.1</u>	<u>254.3</u>	<u>723.4</u>
<b>Total Expenditures / Transfers</b>	<u>\$902.8</u>	<u>\$719.9</u>	<u>\$1,622.7</u>	<u>\$954.8</u>	<u>\$752.2</u>	<u>\$1,707.0</u>	<u>\$985.1</u>	<u>\$751.1</u>	<u>\$1,736.2</u>	<u>\$1,032.5</u>	<u>\$787.3</u>	<u>\$1,819.8</u>
<b>Gain (Loss) Prior to Transfer</b>	<u>\$12.5</u>	<u>(\$1.5)</u>	<u>\$11.0</u>	<u>\$4.8</u>	<u>(\$0.3)</u>	<u>\$4.5</u>	<u>\$10.9</u>	<u>\$1.9</u>	<u>\$12.8</u>	<u>\$1.0</u>	<u>\$0.1</u>	<u>\$1.1</u>
Transfer from Reserves to State General Fund							(8.0)		(8.0)	(15.0)		(15.0)
<b>Net Gain (Loss)</b>				<u>\$2.9</u>		<u>\$4.8</u>	<u>\$2.9</u>		<u>\$4.8</u>	<u>(\$14.0)</u>		<u>(\$13.9)</u>

# University of Connecticut (Storrs & Regional Campuses) Unrestricted State Appropriation (in millions) - Fiscal Years 1991-2011



Unrestricted State appropriations exclude fringe benefits.

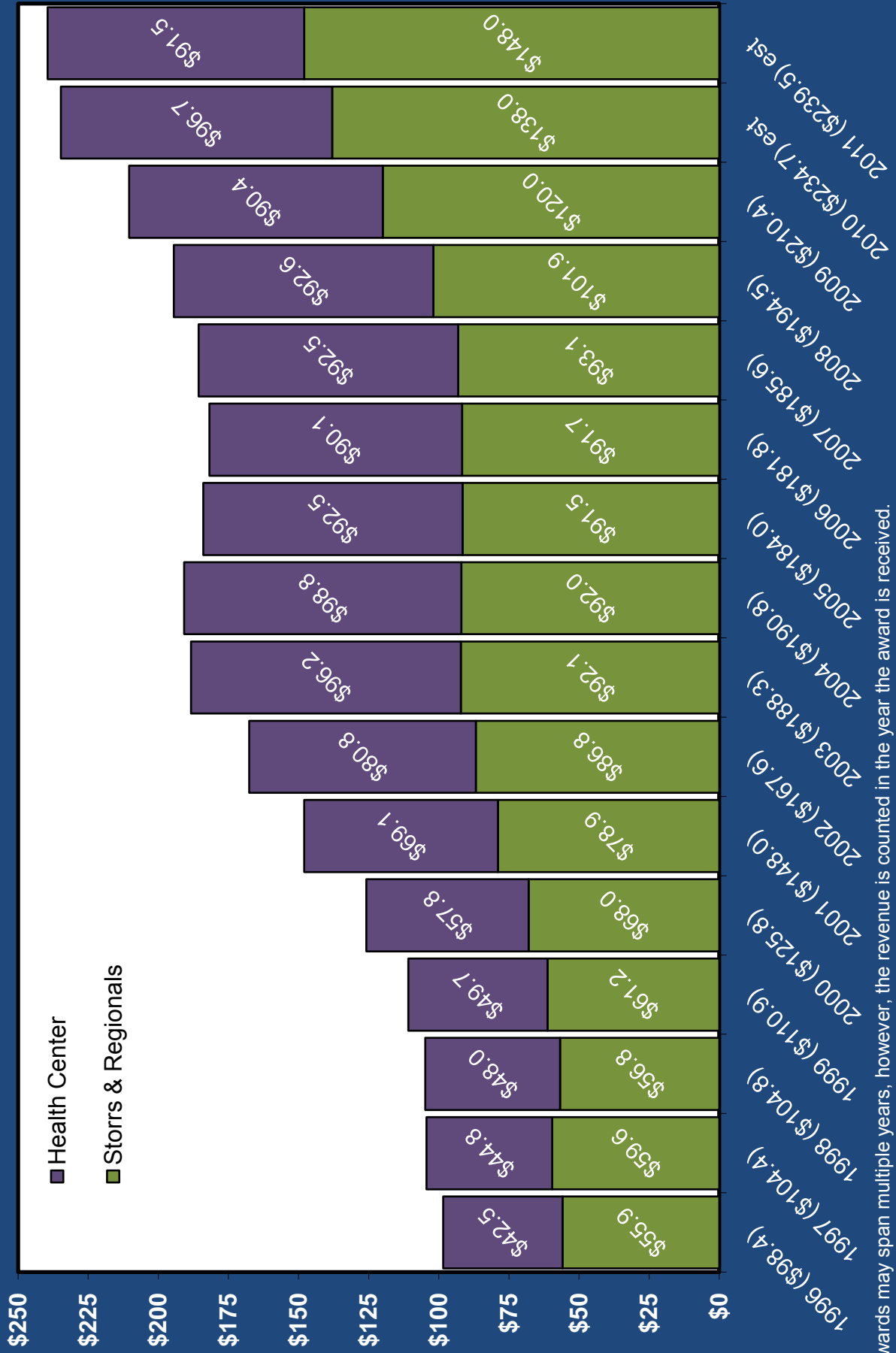
# University of Connecticut Health Center Unrestricted State Appropriation (in millions) - Fiscal Years 1991-2011



Unrestricted State appropriations exclude fringe benefits.

# University of Connecticut

Research, Training & Public Service External Awards (in millions) - Fiscal Years 1996-2011



Awards may span multiple years, however, the revenue is counted in the year the award is received.