

University of Connecticut (Storrs & Regional Campuses)
Schedule of Total Financial Aid and Tuition Funded Financial Aid
 FY's 2004-2009

<u>Total Financial Aid</u>	<u>FY04</u>	<u>FY05</u>	<u>FY06</u>	<u>FY07 est.</u>	<u>FY08 est.</u>	<u>FY09 est.</u>
Need Based						
Grants	\$37.0	\$40.4	\$43.7	\$48.4	\$51.0	\$54.1
Student Labor	13.1	13.5	13.9	13.9	14.0	\$14.3
Total Need Based	<u>\$50.1</u>	<u>\$54.0</u>	<u>\$57.6</u>	<u>\$62.3</u>	<u>\$65.1</u>	<u>\$68.4</u>
University Scholarships	\$19.9	\$21.6	\$21.9	\$24.2	\$25.5	\$27.1
Non-University Scholarships	6.1	5.8	5.6	5.6	5.7	\$5.9
Loans	90.9	101.1	111.5	117.6	126.7	\$135.6
Tuition Waivers	<u>30.0</u>	<u>33.8</u>	<u>34.5</u>	<u>36.5</u>	<u>38.5</u>	<u>\$40.7</u>
Total Financial Aid ^A	<u><u>\$197.1</u></u>	<u><u>\$216.3</u></u>	<u><u>\$231.0</u></u>	<u><u>\$246.2</u></u>	<u><u>\$261.5</u></u>	<u><u>\$277.7</u></u>
<u>Tuition Funded Financial Aid</u>	<u>FY04</u>	<u>FY05</u>	<u>FY06</u>	<u>FY07 est.</u>	<u>FY08 est.</u>	<u>FY09 est.</u>
Need Based Grants/Labor ^B	\$23.7	\$26.9	\$29.3	\$32.4	\$34.8	\$37.4
Scholarships	8.2	9.4	9.7	11.1	11.7	\$12.2
Tuition Waivers	<u>30.0</u>	<u>33.8</u>	<u>34.5</u>	<u>36.5</u>	<u>38.5</u>	<u>\$40.7</u>
Total Tuition Funded Financial Aid	<u><u>\$61.9</u></u>	<u><u>\$70.1</u></u>	<u><u>\$73.5</u></u>	<u><u>\$80.0</u></u>	<u><u>\$85.0</u></u>	<u><u>\$90.3</u></u>
Total Tuition Funded as a % of Gross Tuition Revenue	37.1%	36.9%	36.5%	37.0%	37.2%	37.4%
Tuition Funded Need Based as a % of Net Tuition Revenue ^C	17.3%	17.2%	17.6%	18.0%	18.3%	18.6%

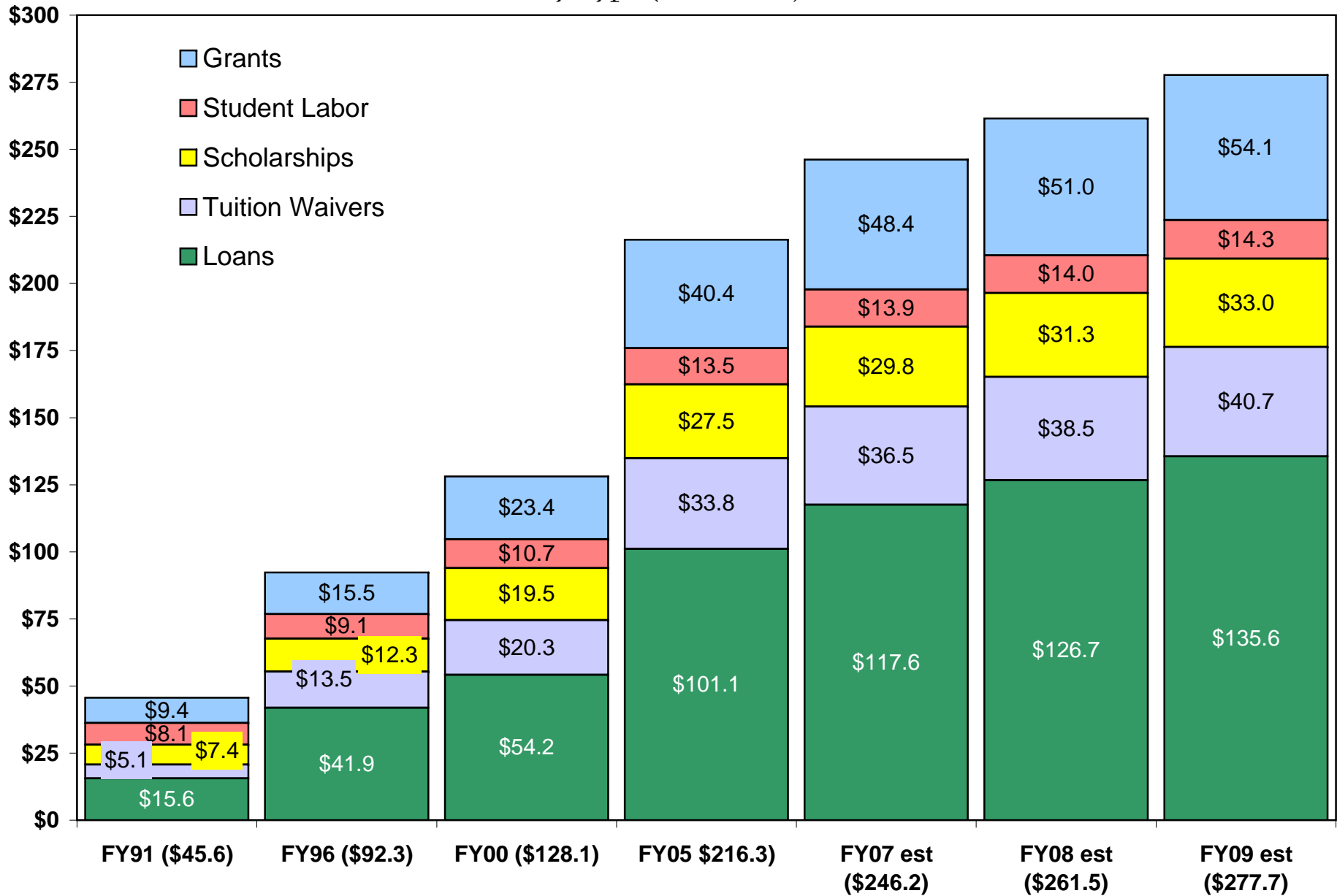
^A Scholarships given directly to students from outside organizations and student loans (mostly Federal funded) are not included in the Current Funds budget.

^B Student labor has averaged \$1.7-\$2.1 million per year.

^C Based on net tuition revenue after tuition waivers. Additional \$400,000 added to FY07 budget estimate to meet student need.

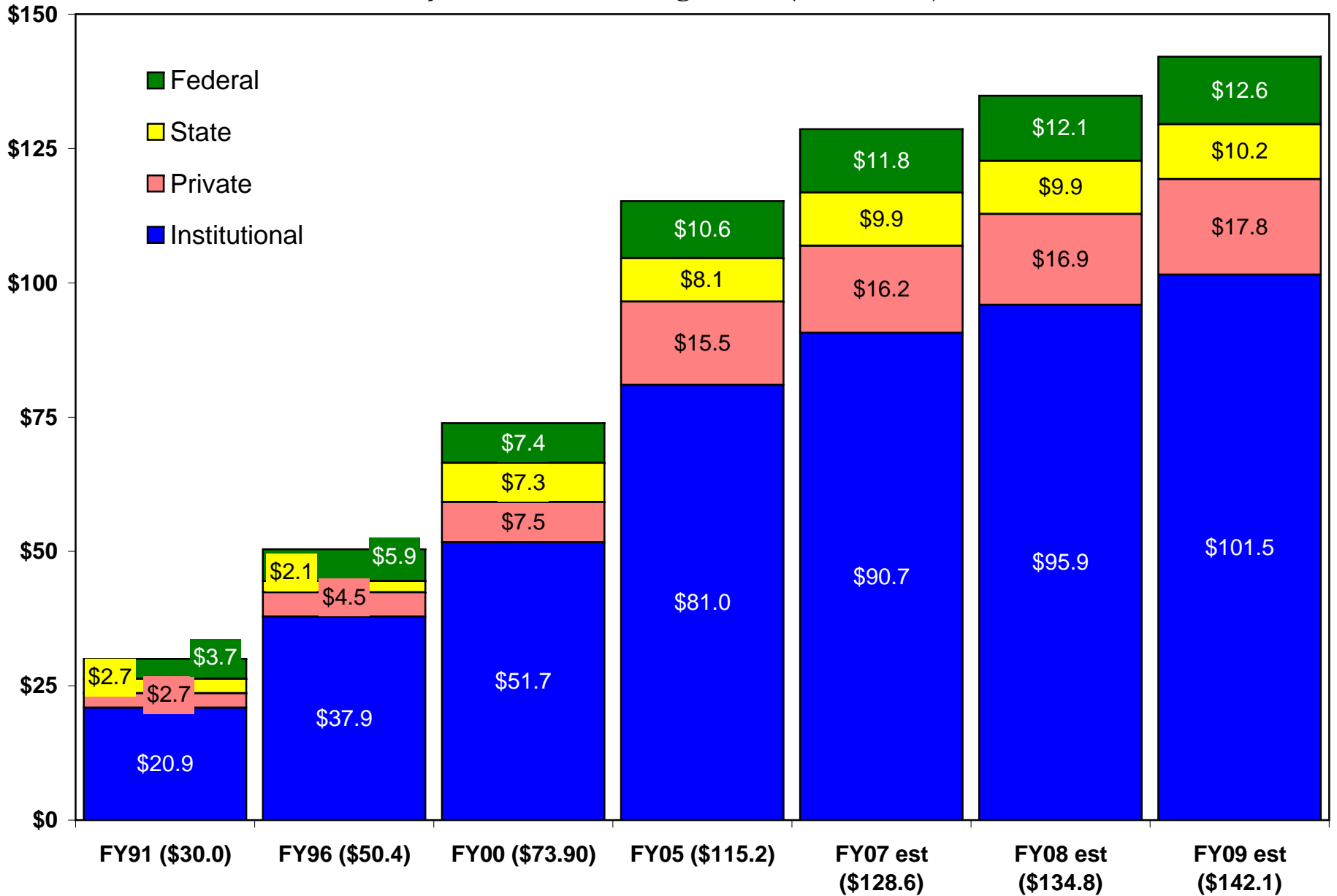
University of Connecticut (Storrs & Regional Campuses)

Student Financial Aid by Type (in millions) - Selected Fiscal Years

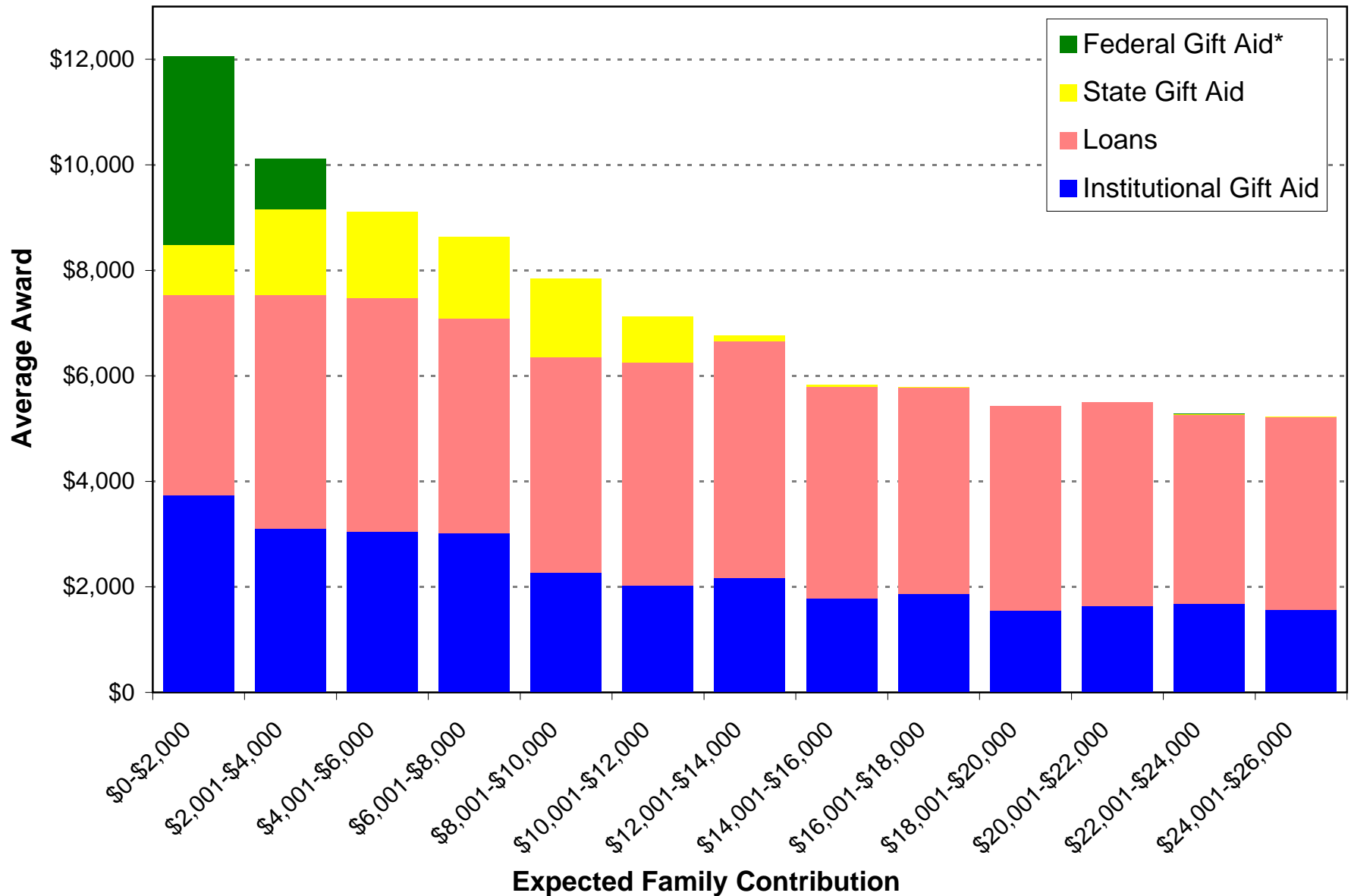


University of Connecticut (Storrs & Regional Campuses)

Student Financial Aid by Source-Excluding Loans (in millions) - Selected Fiscal Years

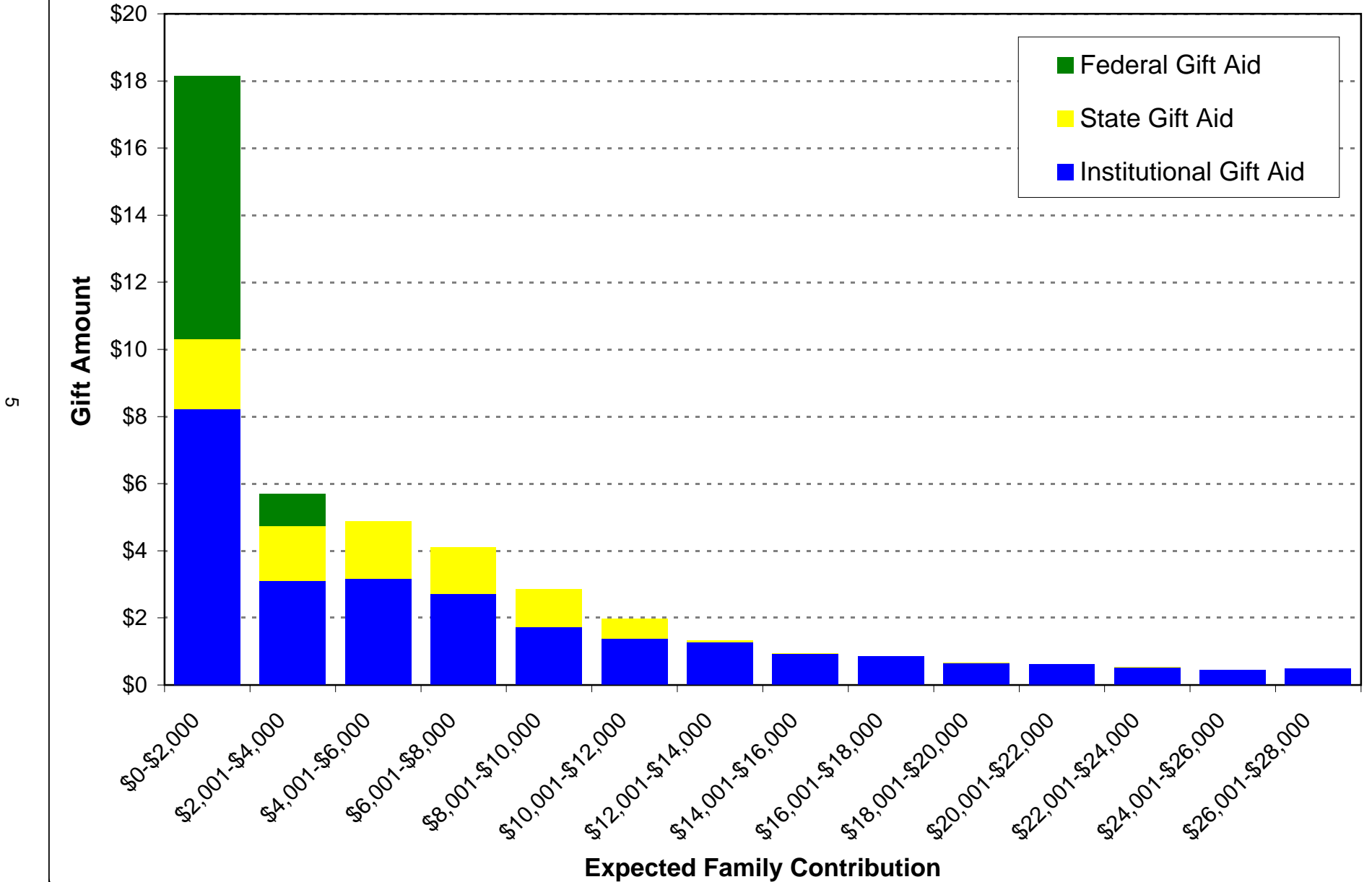


University of Connecticut (Storrs & Regional Campuses)
FY 2006 Federal Gift Aid, State Gift Aid, Loans and Institutional Gift Aid
by Expected Family Contribution Range for Undergraduate Students

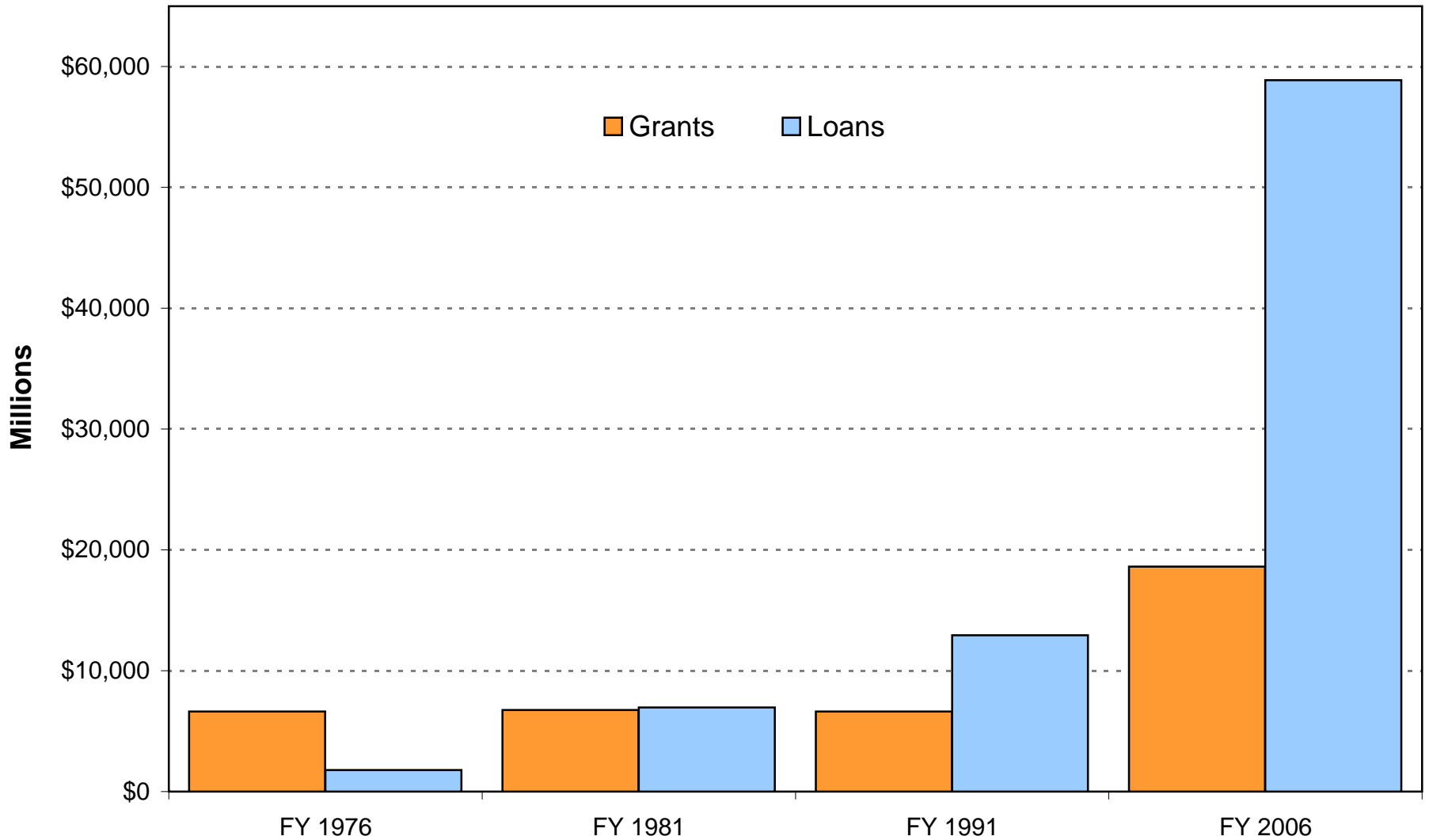


* Pell and Supplemental Education Opportunity Grant (SEOG).

University of Connecticut (Storrs & Regional Campuses)
FY06 Breakdown of Gift Aid (\$M) for Undergraduate Students



Federal Grants and Loans used to fund Educational Expenses in Current Dollars

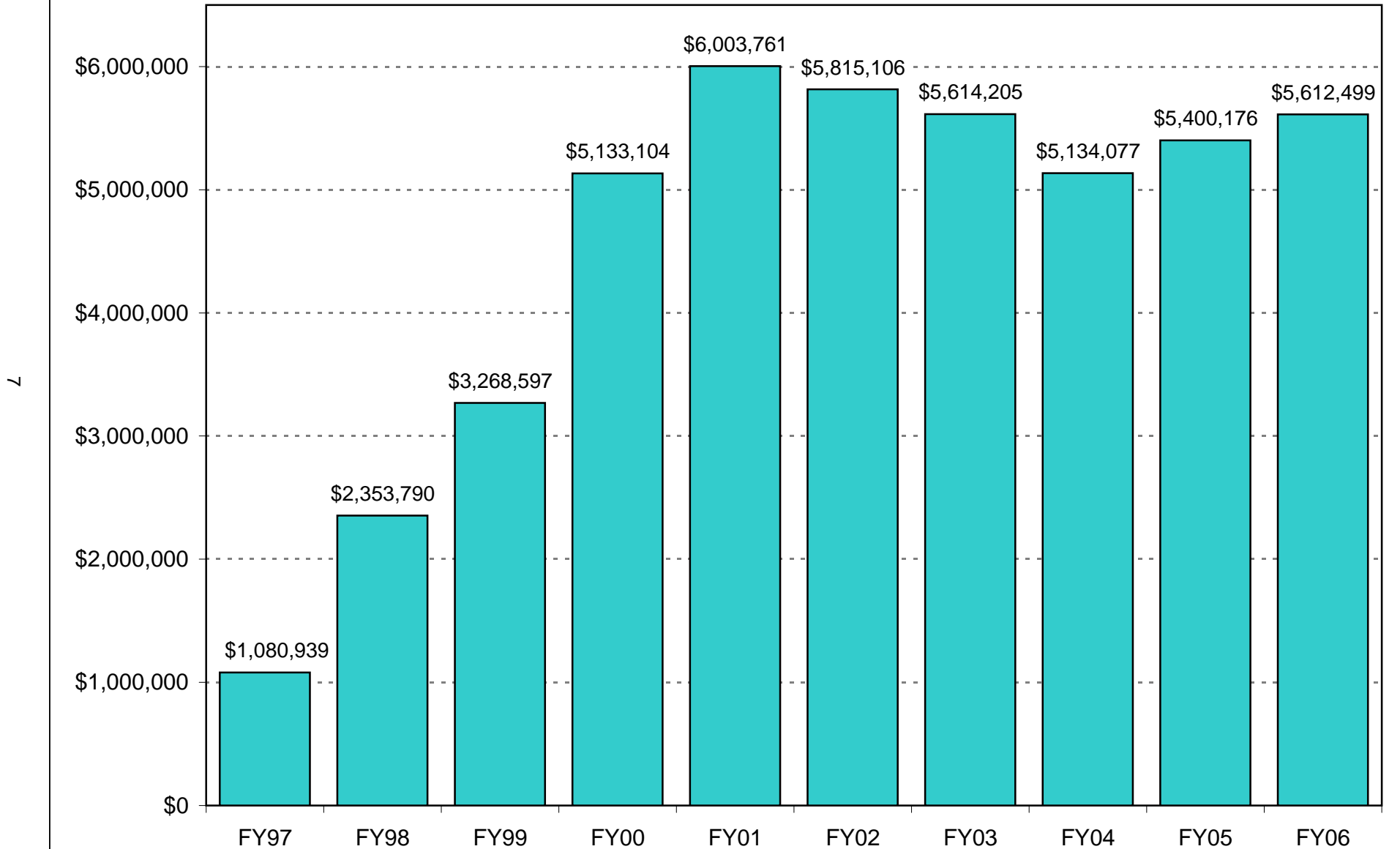


Federal Grants = PELL, SEOG, LEAP, SSEC, other grants

Federal Loans = Federal Subsidized Stafford, Federal Perkins, Federal Unsubsidized (1992-93), Supplemental Loans for Students (1980-1984)

Note: Source 2006 Trends In College Pricing

University of Connecticut (Storrs & Regional Campuses) Connecticut Aid to Public Colleges (CAPCS) Grant FY97-FY06



CAPCS Award criteria: Connecticut State resident, attend a public institution in Connecticut, up to amount of financial need.

**Connecticut Aid to Public & Private Colleges Grant
FY97 - FY07 Allocations**

	<u>FY97</u>	<u>FY98</u>	<u>FY99</u>	<u>FY00</u>	<u>FY01</u>	<u>FY02</u>	<u>FY03</u>	<u>FY04</u>	<u>FY05</u>	<u>FY06</u>	<u>FY07*</u>
CT Independent College Student Grant (CICSG) State Appropriations	\$12,055,530	\$14,344,863	\$16,128,795	\$16,949,378	\$18,776,929	\$18,776,929	\$15,888,864	\$15,067,492	\$15,519,517	\$15,519,517	\$15,800,626
Number of CT Independent College Grants	3,795	4,073	4,309	4,484	4,787	4,769	4,400	4,517	4,283	4,311	4,389
Average CT Independent College Grant Award	\$3,206	\$3,563	\$3,773	\$3,814	\$3,964	\$3,956	\$3,622	\$3,344	\$3,634	\$3,600	\$3,600
CT Aid to Public Colleges Grant (CAPCS) State Appropriations	\$5,562,888	\$8,696,398	\$11,270,089	\$14,493,668	\$19,759,261	\$19,609,658	\$17,539,728	\$16,039,728	\$16,520,920	\$16,520,920	\$16,520,920
Number of CT Aid to Public Colleges Grant	6,531	8,037	9,585	9,060	12,510	12,314	11,821	11,078	12,043	12,015	12,015
Average CT Aid to Public Colleges Grant Award	\$852	\$1,078	\$1,176	\$1,600	\$1,572	\$1,592	\$1,475	\$1,447	\$1,372	\$1,375	\$1,375
∞											
Community Colleges Allocation	\$2,768,998	\$3,434,512	\$3,899,712	\$4,366,725	\$6,661,581	\$6,500,239	\$5,837,307**	\$5,071,195	\$5,334,032	\$5,417,535	\$5,423,379
Connecticut State Universities Allocation	\$1,554,015	\$2,840,244	\$4,043,976	\$5,053,111	\$7,093,919	\$7,443,916	\$6,715,876**	\$5,834,456	\$5,786,712	\$5,490,886	\$5,854,973
University of Connecticut Grant Allocation	\$1,080,939	\$2,353,790	\$3,268,597	\$5,133,104	\$6,003,761	\$5,815,106	\$5,614,205	\$5,134,077	\$5,400,176	\$5,612,499	\$5,612,499
Number Awarded at UConn	812	1,289	2,078	2,143	2,686	2,622	2,943	2,825	2,935	3,015	2,788
UConn Average Award	\$1,331	\$1,826	\$1,573	\$2,395	\$2,235	\$2,218	\$1,908	\$1,817	\$1,840	\$1,862	\$1,880

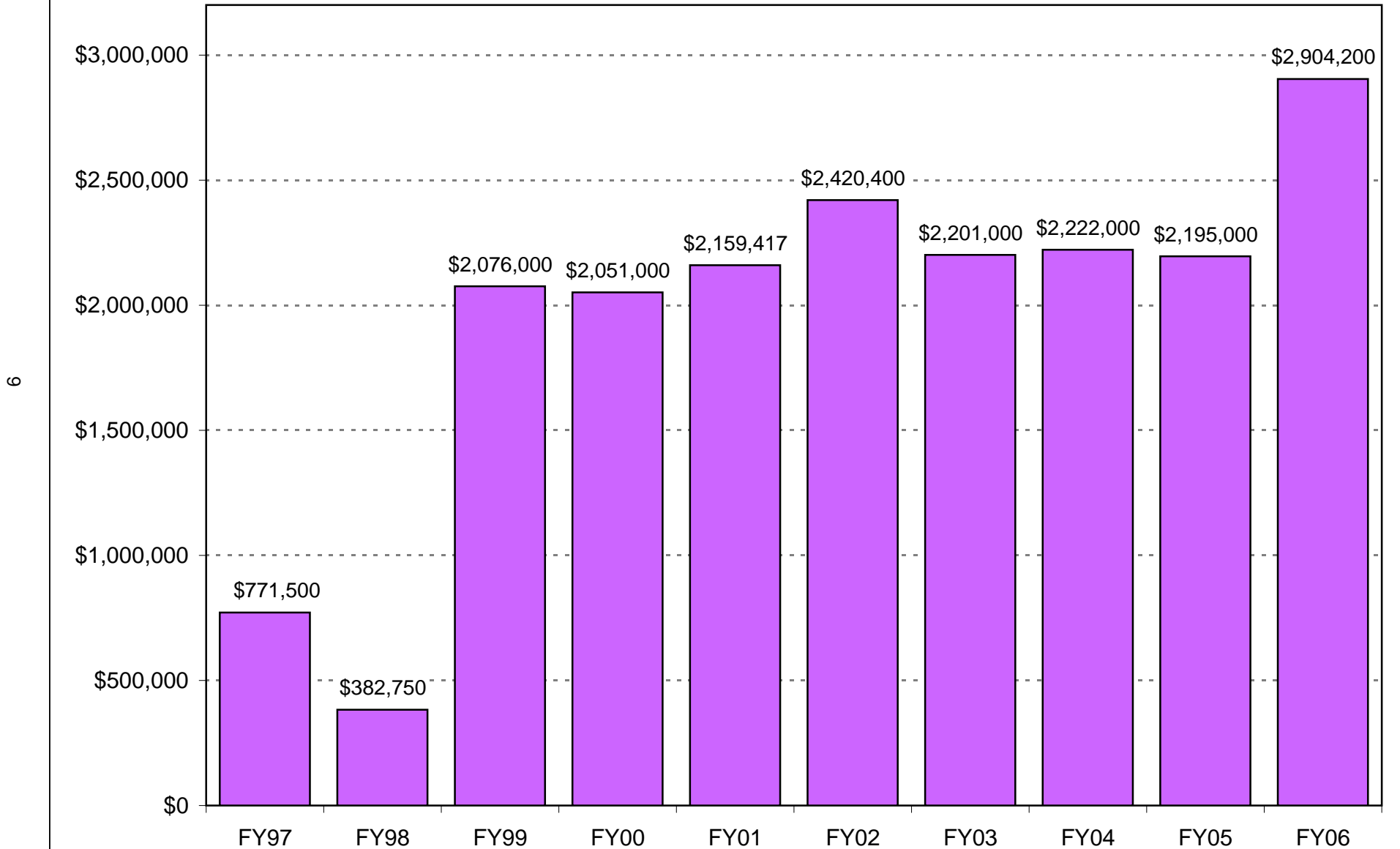
* Projection

** Original Allocation Reported (Amount of Allocation Reduction Unknown)

CAPCS Award Criteria

- Connecticut State Residents
- Attend a Public Institution in Connecticut
- Up to Amount of Financial Need

University of Connecticut (Storrs & Regional Campuses) Capitol Scholarships FY97-FY06



Capitol Scholarship Award criteria: US citizen or permanent resident alien, high school senior or graduate, ranked in top 20% of class or SAT score of at least 600 critical reading, 600 math, 600 writing (not used for admissions purposes at UConn).

Capitol Scholarships FY97 - FY 06 Allocation

	<u>FY97</u>	<u>FY98</u>	<u>FY99</u>	<u>FY00</u>	<u>FY01</u>	<u>FY02</u>	<u>FY03</u>	<u>FY04</u>	<u>FY05</u>	<u>FY06</u>
Capitol Scholarship State Appropriations	\$2,678,557	\$3,380,649	\$5,429,986	\$5,548,918	\$5,826,289	\$6,193,344	\$5,360,530	\$5,299,517	\$5,198,761	\$6,838,510
Total Number of Capitol Scholarship Recipients	2,341	3,091	4,255	4,247	4,214	4,386	3,709	3,629	3,575	4,841
Capitol Scholarship Expenditures at UConn	\$771,500	\$382,750	\$2,076,000	\$2,051,000	\$2,159,417	\$2,420,400	\$2,201,000	\$2,222,000	\$2,195,000	\$2,904,200
Number of UConn Recipients	555	761	1,070	1,080	1,118	1,250	1,132	1,142	1,127	1,478
Number of Out-of-State Recipients	890	1,145	1,769	1,650	1,499	1,475	1,171	1,034	1,050	1,583
% of Capitol Scholars at UConn	24%	25%	25%	25%	26%	29%	31%	31%	31%	31%
% of Capitol Scholars Leaving the State	38%	37%	42%	39%	36%	34%	32%	28%	29%	33%

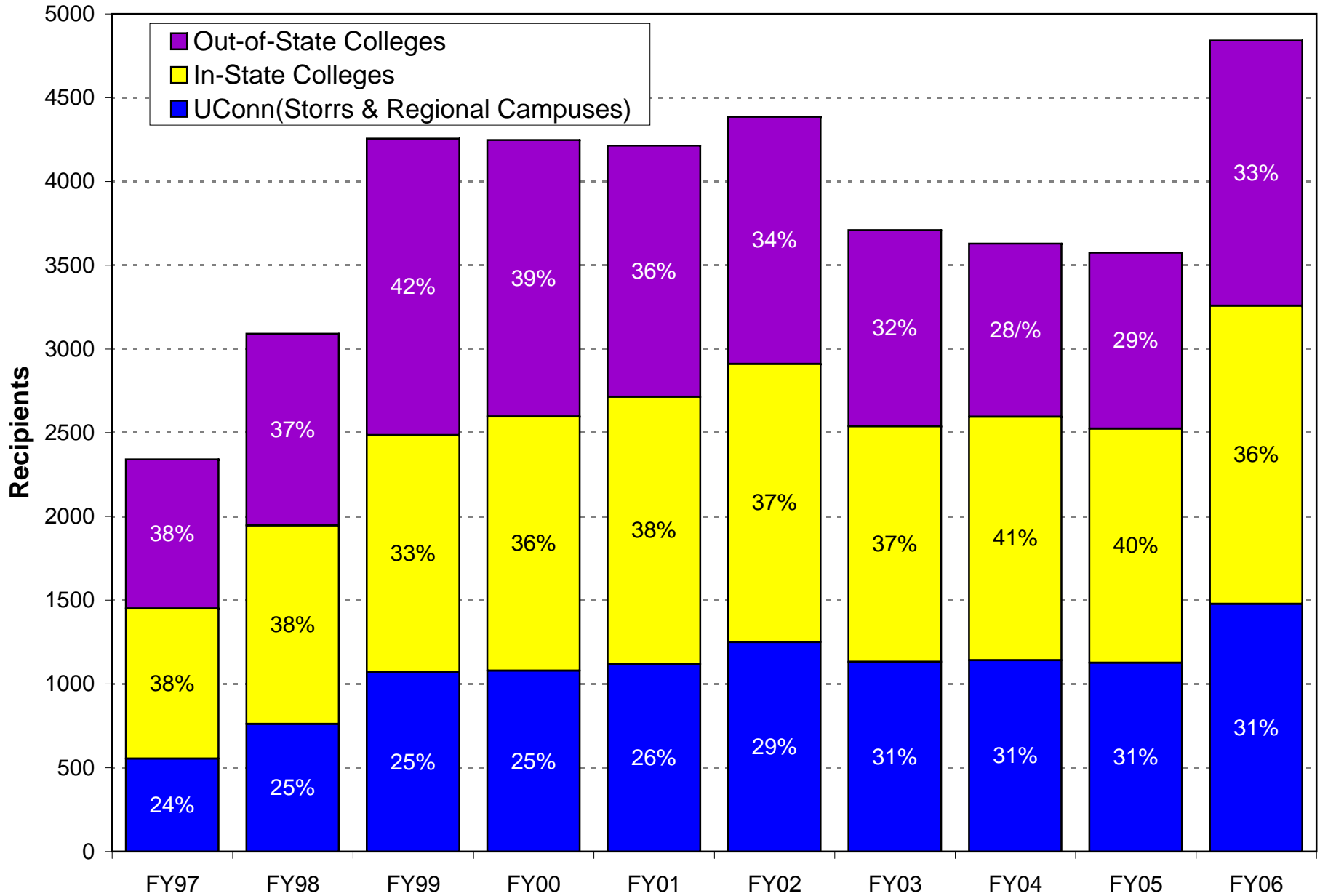
Capitol Scholarship Award Criteria:

* US Citizen or Permanent Resident Alien

* High School Senior or Graduate

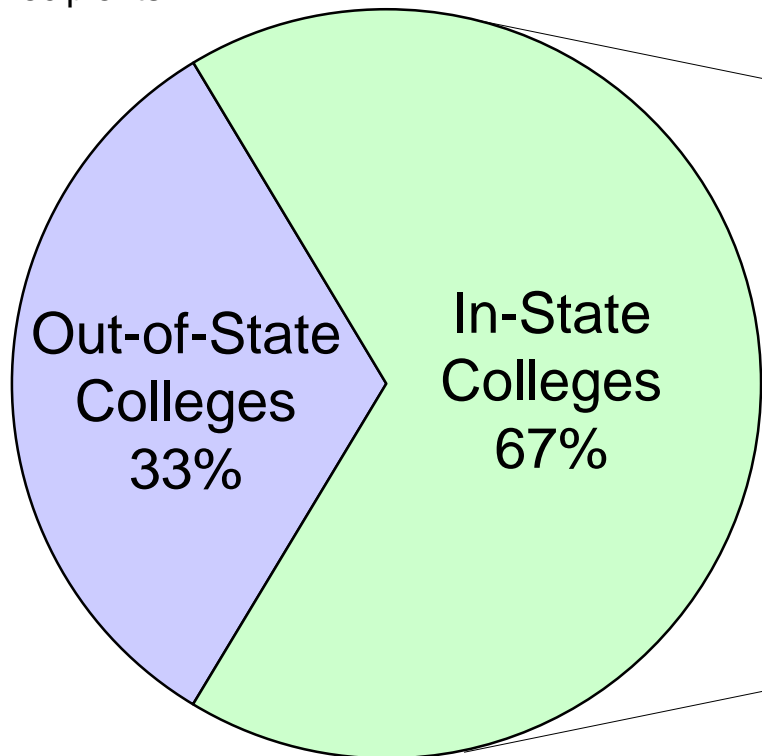
* Ranked in top 20% of class or SAT score of at least 600 critical reading, 600 math, 600 writing (not used for admissions purposes at UConn)

University of Connecticut (Storrs & Regional Campuses) Distribution of Capitol Scholarship Recipients FY97 - FY06

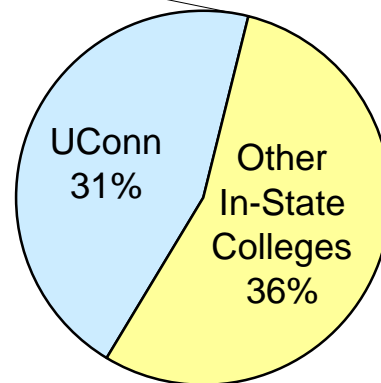


Capitol Scholarship Recipients FY06

1,583 Out-of-State
College Recipients

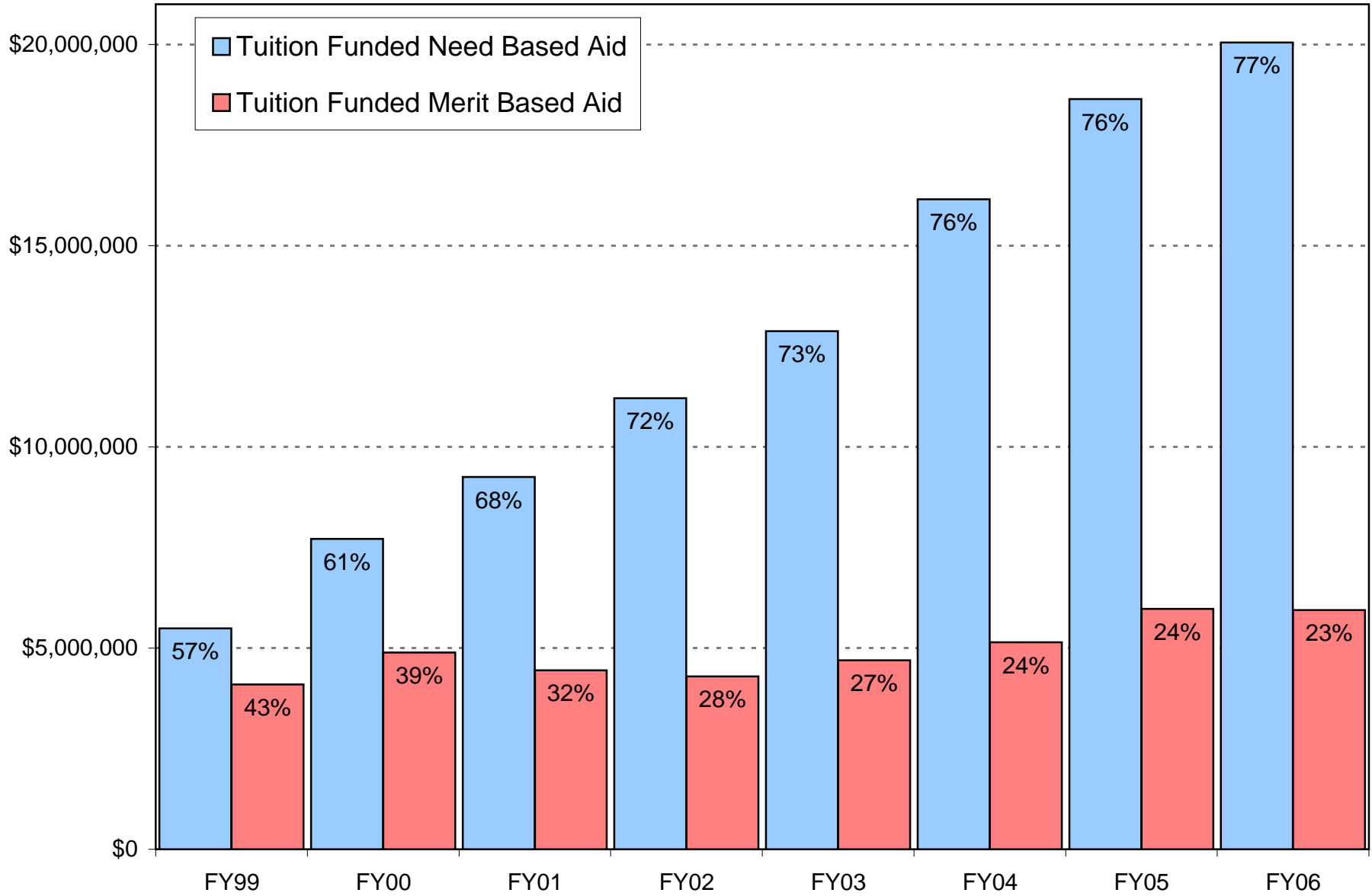


3,528 In-State
College Recipients



University of Connecticut (Storrs & Regional Campuses)
FY06 Institutional Tuition Funded Need Based and Merit Based Financial Aid
for Undergraduate Students

13



University of Connecticut (Storrs & Regional Campuses) Indebtedness by Residency

	<u>FY02</u> (Reported Fall 2003 CDS)		<u>FY03</u> (Reported Fall 2004 CDS)		<u>FY04</u> (Reported Fall 2005 CDS)	
	Graduating Borrowers Only	ALL Graduates	Graduating Borrowers Only	ALL Graduates	Graduating Borrowers Only	ALL Graduates
National Average Debt Upon Graduation	unavailable	unavailable	\$18,900	unavailable	\$22,697	unavailable
UConn Average Debt Upon Graduation	\$17,185	\$9,704	\$18,045	\$11,197	\$19,410	\$11,562
UConn Average In State Debt Upon Graduation	\$15,811	\$9,468	\$17,643	\$10,598	\$18,292	\$10,710
UConn Average Out of State Debt Upon Graduation	\$17,859	\$11,393	\$22,103	\$13,401	\$24,224	\$14,618
UConn Average Debt Upon Graduation in 4 years	\$15,986	\$9,206	\$16,040	\$10,179	\$17,253	\$10,755
UConn Average Debt excluding Alternative Loans	\$15,137	\$9,084	\$15,552	\$9,297	\$16,042	\$9,106

14

2004 Default Rate

2004 UConn Default Rate	2.20%
2004 National Default Rate	5.10%

CDS = Common Data Set