



University of Connecticut
*Office of the Vice President and
Chief Financial Officer*

February 18, 2010

TO: Members of the Board of Trustees

FROM: Peter J. Nicholls
Provost

Richard D. Gray
Vice President and Chief Financial Officer

SUBJECT: FISCAL YEAR 2011 INSTITUTIONAL FEES FOR THE UNIVERSITY OF CONNECTICUT, STORRS AND REGIONAL CAMPUSES

RECOMMENDATION:

That the Board of Trustees approve a schedule of Institutional Fees for Fiscal Year 2011 comprised of adjustments to the following: Tuition (5.66%), Room (7.0%), Board (6.0%), Infrastructure Maintenance Fee, Program Specific Fees (Off-Campus MBA, LLM-Insurance, LLM-U.S. Legal, MS Accounting Online, Master of Science in Financial Risk Management), and Room Reservation Fee.

BACKGROUND:

The University has an established student fee review process that categorizes the fees as follows: (1.) Institutional Fees, which require central administrative approval, such as Tuition, Room, Board, Infrastructure Maintenance Fee and self-supporting programs; (2.) Academic Materials Fees, which are for consumables and instructional materials that are specific to a particular course or major; and (3.) Student Fees, which include the General University Fee and student activity and service fees. Senior Management charged permanent committees with promoting a fee structure for the academic and student fees that supports excellence, provides comprehensive procedures, and is uniform without sacrificing efficiency and flexibility.

The Institutional Fee increases have been proposed by the University leadership as the budgets for these fees are largely driven by what it takes to run the operation (including payment of debt service). Please note that the Program Specific Fees are non-mandatory fees assessed to the students enrolled in the given program

See attached schedule for summary of all recommended Institutional Fees.

An Equal Opportunity Employer

352 Mansfield Road Unit 2014
Storrs, Connecticut 06269-2014

Telephone: (860) 486-4340
Facsimile: (860) 486-1070

University of Connecticut (Storrs & Regionals)

Summary of Recommended Institutional Fees

Fiscal Years 2010-2011

Institutional fees require central administrative review and approval. These budgets are largely driven by what it takes to run the operation (including payment of debt service). These increases are proposed by the University leadership.

	FY 2010 Current	FY 2011 Proposed	% Increase
Annual Rates			
Tuition			
Undergraduate - In-State	\$7,632	\$8,064	5.66%
Undergraduate - Out-of-State	\$23,232	\$24,528	5.58%
Graduate - In-State	\$9,450	\$9,972	5.52%
Graduate - Out-of-State	\$24,534	\$25,884	5.50%
Room - Undergraduate	\$5,396	\$5,774	7.01%
Room - Graduate	\$6,356	\$6,802	7.02%
Board - Ultimate Meal Plan	\$4,724	\$5,008	6.01%
Board - Value Meal Plan	\$4,506	\$4,778	6.04%
Board - Custom Meal Plan	\$4,276	\$4,534	6.03%
Infrastructure Maintenance Fee	\$400	\$426	6.50%
Annual Fee			
Room Reservation Fee	\$0	\$300	100.0%
Program Specific Fees ¹			
Per Credit			
Off-Campus MBA	\$650	\$680	4.62%
LLM-Insurance	\$1,039	\$1,070	2.98%
LLM-U.S. Legal Studies	\$936	\$964	2.99%
MS Accounting - Online	\$650	\$680	4.62%
Per Program			
Master of Science in Financial Risk Management (MsFRM)	\$0	\$39,950	100.0%

¹ These are non-mandatory fees that are assessed to the students enrolled in the given program.

University of Connecticut (Storrs Campus)

Schedule of Costs for an Undergraduate Student

Fiscal Years 2010-2012

	In-State Undergraduate						Out-of-State Undergraduate					
	FY 2010 (Annual) Approved		FY 2011 (Annual) Proposed		FY 2012 (Annual) Informational		FY 2010 (Annual) Approved		FY 2011 (Annual) Proposed		FY 2012 (Annual) Informational	
	Amount	%	Amount	%	Amount	%	Amount	%	Amount	%	Amount	%
	Amount	%	Amount	%	Amount	%	Amount	%	Amount	%	Amount	%
Tuition, Full-time	\$ 7,632	6.00%	\$ 8,064	5.66%	\$ 8,616	6.85%	\$ 23,232	6.02%	\$ 24,528	5.58%	\$ 26,232	6.95%
General University Fee	1,584	6.45%	1,656	4.55%	1,752	5.80%	1,584	6.45%	1,656	4.55%	1,752	5.80%
Other Fees:												
Student Newspaper	14		14		14		14		14		14	
Student Government (USG)	86		86		86		86		86		86	
WHUS	18		18		18		18		18		18	
Student Union (SUBOG)	46		46		46		46		46		46	
UCONN TV	10		10		10		10		10		10	
Transit Fee	70		70		70		70		70		70	
Student Union Building Fee	26		26		26		26		26		26	
Infrastructure Maintenance	400	5.26%	426	6.50%	452	6.10%	400	5.26%	426	6.50%	452	6.10%
Subtotal Other Fees	670		696		722		670		696		722	
Total Tuition & Mandatory Fees	\$ 9,886	5.87%	\$ 10,416	5.36%	\$ 11,090	6.47%	\$ 25,486	5.97%	\$ 26,880	5.47%	\$ 28,706	6.79%
Room Fee	5,396	6.01%	5,774	7.01%	6,178	7.00%	5,396	6.01%	5,774	7.01%	6,178	7.00%
Board Fee - Ultimate Meal Plan ^A	4,724	7.02%	5,008	6.01%	5,310	6.03%	4,724	7.02%	5,008	6.01%	5,310	6.03%
Grand Total ^A	\$ 20,006	6.18%	\$ 21,198	5.96%	\$ 22,578	6.51%	\$ 35,606	6.12%	\$ 37,662	5.77%	\$ 40,194	6.72%
Board Fee - Value Meal Plan ^B	4,506	7.03%	4,778	6.04%	5,066	6.03%	4,506	7.03%	4,778	6.04%	5,066	6.03%
Grand Total ^B	\$ 19,788	6.17%	\$ 20,968	5.96%	\$ 22,334	6.51%	\$ 35,388	6.11%	\$ 37,432	5.78%	\$ 39,950	6.73%

^A The Ultimate Meal Plan represents the most expensive meal plan available (Per semester: unlimited meals, 500 points, 35 flex passes). Lower cost meal plan options are available.

^B The Value Meal Plan represents the most popular meal plan available (Per semester: unlimited meals, 200 points, 40 flex passes). A lower cost meal plan option is available.

University of Connecticut (Storrs Campus)

Schedule of Costs for a Graduate Student

Fiscal Years 2010-2012

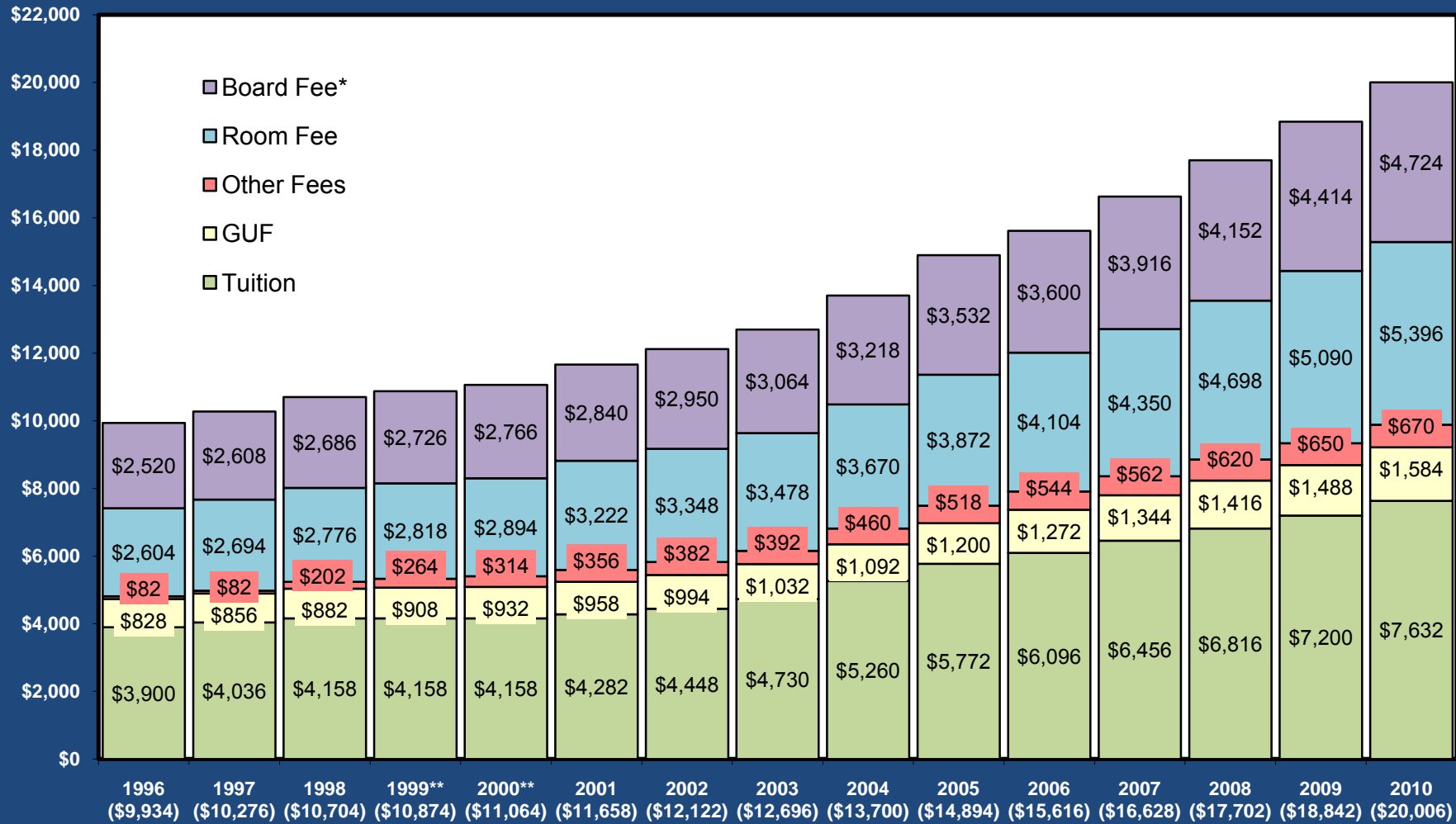
	In-State Graduate						Out-of-State Graduate					
	FY 2010 (Annual) Approved		FY 2011 (Annual) Proposed		FY 2012 (Annual) Informational		FY 2010 (Annual) Approved		FY 2011 (Annual) Proposed		FY 2012 (Annual) Informational	
	Amount	%	Amount	%	Amount	%	Amount	%	Amount	%	Amount	%
Tuition, Full-time	\$ 9,450	6.06%	\$ 9,972	5.52%	\$ 10,674	7.04%	\$ 24,534	6.07%	\$ 25,884	5.50%	\$ 27,720	7.09%
General University Fee	1,170	6.56%	1,224	4.62%	1,296	5.88%	1,170	6.56%	1,224	4.62%	1,296	5.88%
Other Fees:												
Student Activity Fee	26		26		26		26		26		26	
Graduate Matriculation Fee	84		84		84		84		84		84	
Transit Fee	70		70		70		70		70		70	
Student Union Building Fee	26		26		26		26		26		26	
Infrastructure Maintenance	400	5.26%	426	6.50%	452	6.10%	400	5.26%	426	6.50%	452	6.10%
Subtotal Other Fees	606		632		658		606		632		658	
Total Tuition & Mandatory Fees	\$ 11,226	5.97%	\$ 11,828	5.36%	\$ 12,628	6.76%	\$ 26,310	6.03%	\$ 27,740	5.44%	\$ 29,674	6.97%
Room Fee	6,356	9.81%	6,802	7.02%	7,278	7.00%	6,356	9.81%	6,802	7.02%	7,278	7.00%
Board Fee - Ultimate Meal Plan ^A	4,724	7.02%	5,008	6.01%	5,310	6.03%	4,724	7.02%	5,008	6.01%	5,310	6.03%
Grand Total ^A	<u>\$ 22,306</u>	<u>7.26%</u>	<u>\$ 23,638</u>	<u>5.97%</u>	<u>\$ 25,216</u>	<u>6.68%</u>	<u>\$ 37,390</u>	<u>6.78%</u>	<u>\$ 39,550</u>	<u>5.78%</u>	<u>\$ 42,262</u>	<u>6.86%</u>
Board Fee - Value Meal Plan ^B	4,506	7.03%	4,778	6.04%	5,066	6.03%	4,506	7.03%	4,778	6.04%	5,066	6.03%
Grand Total ^B	\$ 22,088	7.26%	\$ 23,408	5.98%	\$ 24,972	6.68%	\$ 37,172	6.78%	\$ 39,320	5.78%	\$ 42,018	6.86%

^A The Ultimate Meal Plan represents the most expensive meal plan available (Per semester: unlimited meals, 500 points, 35 flex passes). Lower cost meal plan options are available.

^B The Value Meal Plan represents the most popular meal plan available (Per semester: unlimited meals, 200 points, 40 flex passes). A lower cost meal plan option is available.

Please note that for Graduate students living in Graduate student housing, the meal plan is optional.

University of Connecticut (Storrs & Regional Campuses) Undergraduate In-State Cost - Fiscal Years 1996-2010

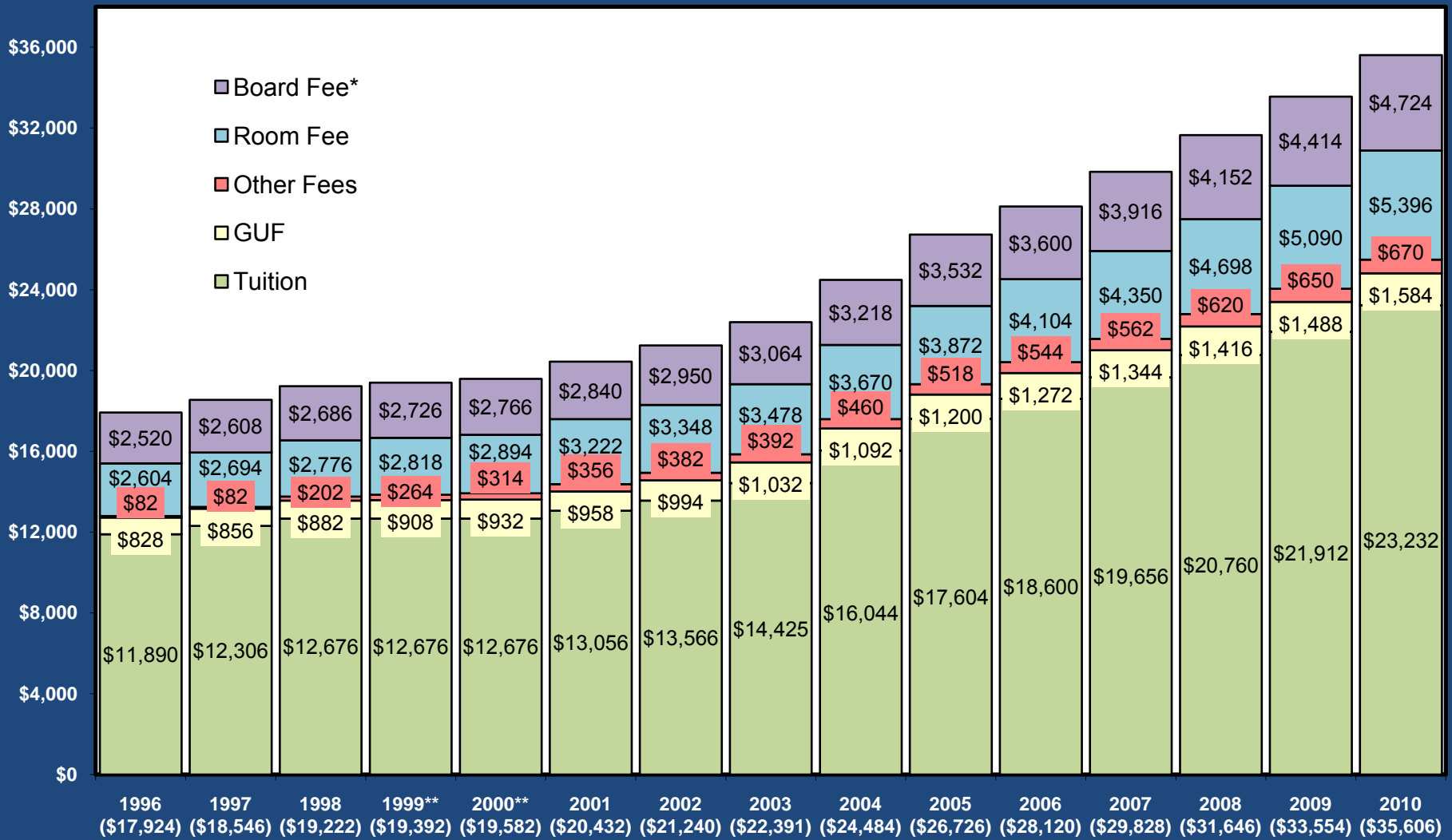


*The Board Fee shown represents the Ultimate Meal Plan which is the most expensive plan available (Per semester: unlimited meals, 500 points, 35 flex passes). Lower cost meal plan options are available.

**FY99 & FY00 reflect the State funded Tuition Freeze.

University of Connecticut (Storrs & Regional Campuses)

Undergraduate Out-of-State Cost - Fiscal Years 1996-2010



*The Board Fee shown represents the Ultimate Meal Plan which is the most expensive plan available (Per semester: unlimited meals, 500 points, 35 flex passes). Lower cost meal plan options are available.

**FY99 & FY00 reflect the State funded Tuition Freeze.

UConn's Affordability

FY10 Tuition & Mandatory Fees

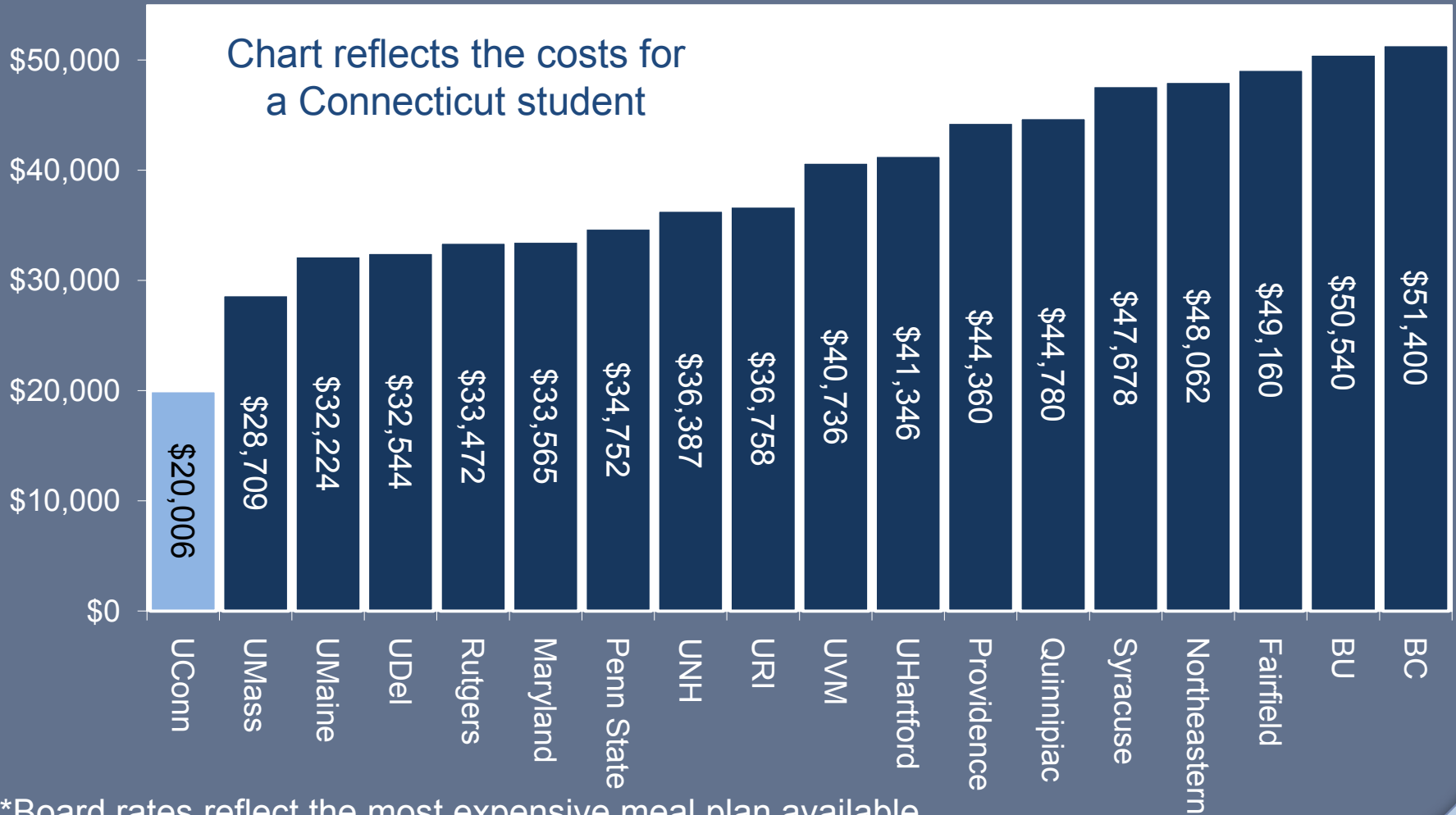


<u>Private Schools</u>	<u>In & Out of State</u>	<u>Public Schools</u>	<u>In State</u>	<u>Out of State</u>
Boston College	\$39,560	Penn State	\$14,416	\$25,946
Boston Univ	\$38,440	Univ Vermont	\$13,524	\$31,380
Fairfield	\$37,490	Univ New Hampshire	\$12,743	\$26,713
Northeastern	\$35,712	Rutgers	\$11,886	\$22,796
Syracuse	\$34,928	Univ Massachusetts	\$11,732	\$19,955
Providence	\$33,000	Univ Connecticut	\$9,886	\$25,486
Quinnipiac	\$32,400	Univ Maine	\$9,626	\$23,876
Univ Hartford	\$28,980	Univ Rhode Island	\$9,528	\$26,026
		Univ Delaware	\$9,486	\$23,186
		Univ Maryland	\$8,053	\$23,990

National in-state rates 6.5% higher in FY10 than FY09 (UConn=5.87%)

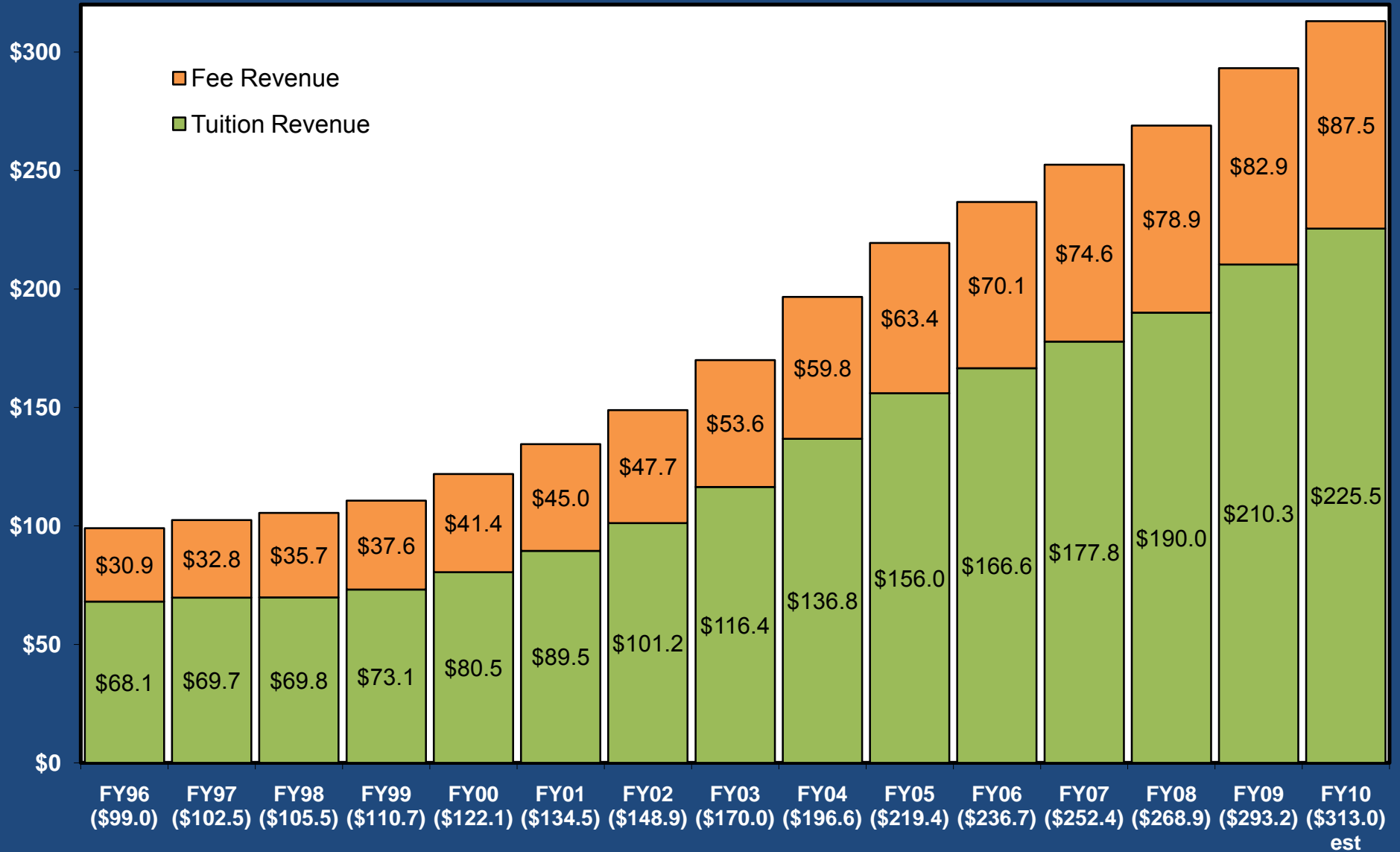
UConn's Affordability

FY10 Tuition, Fees, Room & Board*



*Board rates reflect the most expensive meal plan available.

University of Connecticut (Storrs & Regional Campuses) Tuition & Fee Revenue (in millions) - Fiscal Years 1996-2010



UConn's Affordability FY10 Tuition, Fees, Room & Board

	In-State Total Cost	Out-of-State Total Cost	Room & Board*
1 Syracuse	\$47,678	\$47,678	\$12,750
2 Quinnipiac	\$44,780	\$44,780	\$12,380
3 Univ Hartford	\$41,346	\$41,346	\$12,366
4 Northeastern	\$48,062	\$48,062	\$12,350
5 Boston University	\$50,540	\$50,540	\$12,100
6 Boston College	\$51,400	\$51,400	\$11,840
7 Fairfield	\$49,160	\$49,160	\$11,670
8 Providence	\$44,360	\$44,360	\$11,360
9 University of Rhode Island	\$20,260	\$36,758	\$10,732
10 Rutgers	\$22,562	\$33,472	\$10,676
11 University of Connecticut	\$20,006	\$35,606	\$10,120
12 Western CT State University	\$17,174	\$25,544	\$9,712
13 University of New Hampshire	\$22,417	\$36,387	\$9,674
14 Central CT State University	\$17,036	\$26,728	\$9,622
15 Eastern CT State University	\$17,473	\$25,843	\$9,620
16 University of Maryland	\$17,628	\$33,565	\$9,575
17 Southern CT State University	\$17,047	\$25,417	\$9,469
18 University of Delaware	\$18,844	\$32,544	\$9,358
19 University of Vermont	\$22,880	\$40,736	\$9,356
20 Pennsylvania State	\$23,222	\$34,752	\$8,806
21 University of Massachusetts	\$20,486	\$28,709	\$8,754
22 University of Maine	\$17,974	\$32,224	\$8,348

*List sorted by Room & Board rates highest to lowest. Room rates reflect the standard double rate. Board rates reflect the most expensive plan.

University of Connecticut (Storrs)
Division of Student Affairs- Department of Residential Life
Room Fee - Fiscal Year 2011

I. Proposed Action

- A. Description of Room Fee:** A 7.0% increase in FY 2011 on the double room fee and other room fees as noted below. A 3.5% increase in Hilltop and Charter Oak Apartments rates.
- B. Description of Recommended Revision:** In FY 2011, the recommended revision increases the double room fee by \$378 year/\$189 semester. Other traditional room fee rates are also recommended to increase by 7.0% including Husky Village. The recommended increase for Hilltop and Charter Oak Apartments is 3.5% as the contract term will be modified from 10 months to 9 months.
- C. Basis of Requested Revision:** The projected fee increases are needed to meet the cost of inflation, cover utility costs, continue deferred maintenance programs, provide for equipment, and to continue routine furniture replacement. The department also plans to purchase washers and dryers in order to provide inclusive laundry services to students in traditional residence halls.
- D. Students Affected:** The increases would apply to all students living in the University residential areas.
- E. Proposed Date of Implementation:** Fall 2010.

II. Analysis

- A. Fiscal Need for Revision:** The Department of Residential Life operates as a self-supporting auxiliary operation. Therefore, it is necessary for the Department to generate a sufficient amount of revenue to support its operation, continue deferred maintenance programs and to provide inclusive laundry services to students in the traditional residence halls.
- B. Impact on Program and Clients:** Failure to implement the fee requests would result in a delay in planned deferred maintenance projects and furniture replacement.
- C. Comparative Student Costs:** See attached.
- D. Student Involvement in Fee Revision Proposal:** A public forum was held to present the rate increases as defined below.

Residence Halls	Undergraduate Double Room	Undergraduate Single Room	Graduate Room	
FY 2008	\$4,698	\$5,444	\$5,344	
FY 2009	\$5,090	\$5,898	\$5,788	
FY 2010	\$5,396	\$6,356 ^A	\$6,356 ^A	
FY 2011	\$5,774	\$6,802	\$6,802	
Apartments & Husky Village	Hilltop & Charter Oak 4 Bedroom	Hilltop & Charter Oak 2 Bedroom	Hilltop 1 Bedroom	Husky Village Double Room
FY 2008	\$7,872	\$9,300	\$9,946	\$5,534 ^B
FY 2009	\$8,528	\$10,076	\$10,776	\$5,996
FY 2010	\$9,040	\$7,004 ^C	\$7,004 ^C	\$6,356
FY 2011	\$9,356 ^D	\$7,250 ^D	\$7,250 ^D	\$6,802

^A The rates were increased to more appropriately match the amenities offered.
^B The contract term in Husky Village was modified from 10 months to 9 months.
^C The new rate reflects the change from single-occupancy to double-occupancy.
^D The contract term in Hilltop and Charter Oak Apartments will be modified from 10 months to 9 months.

UConn's Affordability FY10 Tuition, Fees, Room & Board

	In-State Total Cost	Out-of-State Total Cost	Room*
1 Quinnipiac	\$44,780	\$44,780	\$10,300
2 Boston University	\$50,540	\$50,540	\$7,710
3 Boston College	\$51,400	\$51,400	\$7,300
4 Fairfield	\$49,160	\$49,160	\$7,070
5 Univ Hartford	\$41,346	\$41,346	\$6,908
6 Providence	\$44,360	\$44,360	\$6,560
7 Northeastern	\$48,062	\$48,062	\$6,530
8 Rutgers	\$22,562	\$33,472	\$6,526
9 Syracuse	\$47,678	\$47,678	\$6,250
10 University of Rhode Island	\$20,260	\$36,758	\$6,182
11 University of Vermont	\$22,880	\$40,736	\$5,964
12 University of Delaware	\$18,844	\$32,544	\$5,708
13 Western CT State University	\$17,174	\$25,544	\$5,674
14 University of Maryland	\$17,628	\$33,565	\$5,549
15 University of New Hampshire	\$22,417	\$36,387	\$5,420
16 Eastern CT State University	\$17,473	\$25,843	\$5,410
17 University of Connecticut	\$20,006	\$35,606	\$5,396
18 Central CT State University	\$17,036	\$26,728	\$5,308
19 Southern CT State University	\$17,047	\$25,417	\$5,279
20 Pennsylvania State	\$23,222	\$34,752	\$4,446
21 University of Massachusetts	\$20,486	\$28,709	\$4,408
22 University of Maine	\$17,974	\$32,224	\$4,180

*List sorted by Room rates highest to lowest. Room rates reflect the standard double rate.

University of Connecticut (Storrs)
Division of Student Affairs
Department of Dining Services
Board Fee - Fiscal Year 2011

I. Proposed Action

A. Description of Board Fee: A 6.01% fee increase for FY 2011 as noted below.

B. Description of Recommended Revision:

To increase the board fee in FY 2011 as follows:

Ultimate

Unlimited meals, 500 points, 35 flex passes (per semester): \$284 year/\$142 semester

Value

Unlimited meals, 200 points, 40 flex passes (per semester): \$272 year/\$136 semester

Custom

Unlimited meals, 75 flex passes (per semester): \$258 year/\$129 semester

C. Basis of Requested Revision: The 6.01% increase in FY 2011 is needed to meet the cost of inflation, increases in utilities, renovations to older dining facilities, and equipment maintenance and replacement.

D. Students Affected: The increase would apply to all students living in the University undergraduate residence halls and any graduate or commuter student who chooses to purchase a meal plan.

E. Proposed Date of Implementation: Fall 2010.

II. Analysis

A. Fiscal Need for Fee Revision: The Department of Dining Services is a self-supporting auxiliary operation. Therefore, it is necessary for the Department to generate a sufficient amount of fee revenue to support its operation.

B. Impact on Program and Clients: Failure to implement the fee requests would result in a reduction of some student services.

C. Comparative Student Costs: See attached.

D. Student Involvement in Fee Revision Proposal: A public forum was held to present the rates as defined.

Meal Plans	Ultimate	Value	Custom
FY 2007	\$3,916	\$3,736	\$3,546
FY 2008	\$4,152	\$3,960	\$3,758
FY 2009	\$4,414	\$4,210	\$3,996
FY 2010	\$4,724	\$4,506	\$4,276
FY 2011	\$5,008	\$4,778	\$4,534

Ultimate = unlimited meals, 500 points, 35 flex passes
Value = unlimited meals, 200 points, 40 flex passes
Custom = unlimited meals, 75 flex passes

UConn's Affordability FY10 Tuition, Fees, Room & Board

	In-State Total Cost	Out-of-State Total Cost	Board*
1 Syracuse	\$47,678	\$47,678	\$6,500
2 Northeastern	\$48,062	\$48,062	\$5,820
3 Univ Hartford	\$41,346	\$41,346	\$5,458
4 Providence	\$44,360	\$44,360	\$4,800
5 University of Connecticut	\$20,006	\$35,606	\$4,724
6 Fairfield	\$49,160	\$49,160	\$4,600
7 University of Rhode Island	\$20,260	\$36,758	\$4,550
8 Boston College	\$51,400	\$51,400	\$4,540
9 Boston University	\$50,540	\$50,540	\$4,390
10 Pennsylvania State	\$23,222	\$34,752	\$4,360
11 University of Massachusetts	\$20,486	\$28,709	\$4,346
12 Central CT State University	\$17,036	\$26,728	\$4,314
13 University of New Hampshire	\$22,417	\$36,387	\$4,254
14 Eastern CT State University	\$17,473	\$25,843	\$4,210
15 Southern CT State University	\$17,047	\$25,417	\$4,190
16 University of Maine	\$17,974	\$32,224	\$4,168
17 Rutgers	\$22,562	\$33,472	\$4,150
18 Western CT State University	\$17,174	\$25,544	\$4,038
19 University of Maryland	\$17,628	\$33,565	\$4,026
20 University of Delaware	\$18,844	\$32,544	\$3,650
21 University of Vermont	\$22,880	\$40,736	\$3,392
22 Quinnipiac**	\$44,780	\$44,780	\$2,080

*List sorted by Board rates highest to lowest. Board rates reflect the most expensive plan available.

** Quinnipiac charges an all inclusive Room & Board fee. If a student resides in a residence hall, then they are required to be enrolled in the dining service plan that sets aside \$1,040 in food dollars per semester. No other meal plan options are available.

University of Connecticut (Storrs and Regional Campuses)
Infrastructure Maintenance Fee
 Fiscal Years 2010 and 2011

I. Proposed Action

A. Description of Fee:

The revenue generated by the Infrastructure Maintenance Fee (IMF) is used to fund the debt service associated with South Campus and partially fund Operating and Maintenance Costs (O & M) related to UCONN 2000 projects. The FY10 current and FY11 proposed rate structure would be as follows:

FY 2010 Current						
	Undergraduates - Storrs, Regionals and Law School		Graduates and Social Work^(A)			
Classification	# of Credits	Annual Rate	Graduate Assistant # of Credits	Annual Rate	Non-Grad Assistant # of Credits	Annual Rate
Full-Time	(12 or more)	\$400	(0 - 9)	\$400	(9)	\$400
Half-Time	(6 - 11)	\$200			(5 - 8)	\$200
Less Than Half-Time	(1 - 5)	\$100			(0 - 4)	\$100

FY 2011 Proposed						
	Undergraduates - Storrs, Regionals and Law School		Graduates and Social Work^(A)			
Classification	# of Credits	Annual Rate	Graduate Assistant # of Credits	Annual Rate	Non-Grad Assistant # of Credits	Annual Rate
Full-Time	(12 or more)	\$426	(0 - 9)	\$426	(9)	\$426
Half-Time	(6 - 11)	\$214			(5 - 8)	\$214
Less Than Half-Time	(1 - 5)	\$108			(0 - 4)	\$108

^(A) Graduate Assistants are classified as full-time students and are charged the full-time rate. Continuous Registration Students who are registered for GRAD 398, 399, 498 and 499 are less than half-time students and are therefore charged the less than half-time rate.

B. Basis for Requested Revision:

The requested fee increases will be used to pay for increasing O & M costs related to UCONN 2000. The revenue generated by the fee also pays the annual debt service costs associated with the South Campus Residence Halls. The projected annual debt service costs for FY10 and FY11 are as follows:

<u>FY 2010</u>	<u>FY 2011</u>
\$2,079,388	\$2,075,773

C. Students Affected:

All undergraduate, graduate, regional campus, Law, Social Work, and non-degree students will be affected.

D. Proposed Date of Implementation:

The increase would be effective Fall 2010.

II. Analysis

A. Fiscal Need for Fee:

Projected Revenue and Expenditures for the Infrastructure Maintenance Fee for Fiscal Years 2010 and 2011:

	<u>FY 2010</u> <u>(Current)</u>	<u>FY 2011</u> <u>(Proposed)</u>
Estimated IMF revenue	\$9,830,993	\$10,406,238
Investment Earnings	11,400	22,800
Debt Service Payments	<u>(2,079,388)</u>	<u>(2,075,773)</u>
Balance Available for O & M	7,763,005	8,353,265
Estimated O & M	<u>(14,421,282)</u>	<u>(15,432,069)</u>
O & M Shortfall ^(A)	<u><u>(\$6,658,277)</u></u>	<u><u>(\$7,078,804)</u></u>

^(A) Partially funded from tuition revenue and state appropriation.

B. Effect on Other Institutional or Unit Programs if Fee is Not Approved:

If funding is not available for O & M costs associated with the new buildings, it may not be possible to maintain these buildings adequately.

C. Comparative Student Costs (Other Institutions):

1. University of Michigan-Ann Arbor
Infrastructure Maintenance Fee-\$185 per semester/\$370 annually (FY 2010)
This fee is charged to all students and the revenue funds infrastructure maintenance and renovations of physical assets.
2. Montana State University
Building Fees-\$288 (in-state) and \$374 (out-of-state) annually (FY 2010)
This fee is charged to all students and the revenue generated pays for bond repayment, major construction, maintenance, and remodeling of University buildings.
3. Oklahoma State University
Academic Facilities Fee \$10.50 per credit, \$157.50 for 15 credits per semester/\$315 annually (FY 2010)
This fee funds renovations, maintenance and construction of academic facilities.
The fee is charged to all students except veterinary medicine.

University of Connecticut (Storrs)
Division of Student Affairs
Department of Residential Life
Room Reservation Fee - Fiscal Year 2011

I. Proposed Action

- a. **Description of fees:** The room reservation fee would be a non-refundable partial room fee payment paid by returning resident students in the spring each year to reserve an on-campus housing assignment. It would be applied to their fall room fee.
- b. **Description of recommended revision:** The recommended revision is to reinstate the room reservation fee for returning undergraduate students and increase the fee to \$300. Until FY2005 the room reservation fee/room deposit was \$140 for all returning students. Beginning in spring 2005 this fee was no longer collected from returning students.
- c. **Basis of requested revision:** Residential Life has been examining ways to improve occupancy management in an effort to meet student demand and eliminate the housing lottery. The room reservation fee will allow us to strengthen our approach to occupancy management.
- d. **Students affected:** This fee would apply to returning undergraduate students, including change of campus students and study abroad students who have participated in the housing selection by choosing a space in on-campus housing. Students new to the University, including freshman and transfer students, will not be required to pay the fee at this time. In FY 2011 this fee is applicable to returning undergraduate students only, however the future plan is to also require returning graduate students to pay the fee.
- e. **Proposed date of implementation:** The room reservation fee would be collected in Spring 2010 and applied to the student's Fall 2010 housing charges.

II. Analysis

- a. **Fiscal need for fee revision:** In the absence of a room reservation fee, students currently select an on-campus room and subsequently continue to explore other housing options. The fee will create an incentive for students to be earnest in their discernment of housing options. If a room reservation fee is implemented, students will be less likely to cancel their fall housing assignment. This will enable the Department of Residential Life to more efficiently manage the impact of summer cancellations and refill cancelled spaces in a timelier manner.
- b. **Impact on program and students if requested fee adjustment is denied:** It is currently difficult to accurately project the housing cancellation rate. This fee would allow the department to effectively manage the housing waiting list and accommodate the students most interested in on campus housing.

c. Comparative student cost:

Institution

Boston University	\$600	paid in Spring for Fall housing
Syracuse	\$400	paid in Spring for Fall housing
University of Missouri	\$300	paid in Spring for Fall housing
Central Connecticut State University	\$500	annually (\$250 per semester)
Eastern Connecticut State University	\$500	annually (\$250 per semester)
University of Connecticut	\$300	proposed-to be paid in Spring for Fall Housing
Northeastern	\$200	paid in Spring for Fall housing
Rutgers	\$200	paid in Spring for Fall housing
Indiana University	\$175	paid in Spring for Fall housing
University of Illinois	\$150	paid in Spring for Fall housing
Ohio State University	\$100	paid in Spring for Fall housing

The University of Connecticut room reservation fee would be due after the student selects a room. At other institutions the fee is paid before the student selects a room.

- d. Student involvement in fee revision proposal:** The room reservation fee was discussed with various students groups in Fall 2008 and Fall 2009.

University of Connecticut
School of Business Off-Campus MBA Program Fee
Fiscal Year 2011

I. Proposed Action

A. Description of Fee: The School of Business off-campus MBA Programs are operated as educational extension fund activities. The MBA Programs are offered off-campus at Hartford, Stamford and Waterbury as part-time evening programs. Students do not pay University tuition, as they pay a per-credit course fee for each course taken. The comprehensive per-credit course fee includes the Graduate Matriculation Fee (GMF), the Infrastructure Maintenance Fee (IMF), and a Parking Fee (Stamford only). In addition, students are charged a refundable breakage fee.

B. Description of Recommended Revision: The credit hour fee for the off-campus MBA Programs is currently \$650 per credit. We are requesting an increase to \$680 per credit hour effective Fall 2010. This represents an increase of 4.6%.

C. Basis for Requested Fee: Approximately seventy-nine percent of the costs incurred to deliver the MBA Program are salaries and fringe benefits. For the past several years, the cost pressures on these programs have been driven primarily by the escalating costs of mandated salary increases and the market for new faculty hires.

Since the part-time MBA program is totally dependant on enrollment driven revenues, we need to be sure there is an adequate revenue stream to cover costs and re-invest in the program.

D. Students Affected: Students enrolled in the off-campus MBA Programs at Hartford, Stamford, and Waterbury (approximately 1,000) will be affected. Most of these students are mid-career professionals who are employed full-time. Many students are reimbursed by their employer for their educational costs.

E. Proposed Date of Revision Implementation: The proposed date for implementing the fee increase from \$650 to \$680 per credit hour is Fall 2010.

II. Analysis

A. Fiscal Need for Fee Revision: As of Fall 2009 (FY10), the total comprehensive per credit fee is \$650, which includes the GMF of \$42 per semester, the IMF of \$50 per course (ranging from \$50 to \$200 depending on numbers of credit), and parking is \$20 per semester.

The University of Connecticut School of Business was recently re-accredited by AACSB International (Association to Advance Collegiate Schools of Business), the hallmark of academic excellence among business schools. AACSB accreditation is a distinction earned by fewer than 15% of business schools worldwide, and one that UConn has proudly held since 1958. The UConn School of Business also ranks among the nation's top 45 business schools (top 30 public) according to *Business Week*; 27th by *Forbes* for return on investment; and 52nd (26th among publics) according to *U.S. News & World Report's* "America's Best Graduate Schools" for 2009.

The revenues generated by the off-campus MBA Programs also support critical School of Business initiatives, which are essential to maintaining and enhancing our success. The fee increases are necessary in order to maintain this momentum, as well as offset the increases in expenses in FY11.

B. Impact Statement: The off-campus MBA Programs are designed to be self-supporting. If the fee increase is not approved, student services and course offerings would have to be significantly

modified. Further cutbacks would have a negative effect on our promotional expenditures and on the technology platform associated with delivering the curriculum. These actions could result in lower quality programs, in turn, negatively impacting future enrollments as well as revenues.

C. Comparative Student Costs: Below is a table that shows the comparative costs for MBA Programs in the Hartford and Stamford areas:

Stamford Area Part-Time MBA Programs:

	<u>Cost per Credit</u>	<u>Cost for 3 Credits</u>
Polytechnic University of NY	\$1,132	\$3,396
Fordham University	\$1,061	\$3,183
Pace University	\$926	\$2,778
Iona College	\$792	\$2,376
Quinnipiac University	\$770	\$2,310
Mercy College	\$742	\$2,226
University of New Haven	\$700	\$2,100
Marist College	\$695	\$2,085
Fairfield University	\$685	\$2,055
Sacred Heart University	\$675	\$2,025
University of Connecticut	\$650	\$1,950
Albertus Magnus College	\$613	\$1,839
University of Bridgeport	\$575	\$1,725
Western Connecticut State University	\$387	\$1,161

Hartford Area Part-Time MBA Programs:

	<u>Cost per Credit</u>	<u>Cost for 3 Credits</u>
Rensselaer Polytechnic University	\$1,059	\$3,177
Quinnipiac University	\$770	\$2,310
UMass On-line Program	\$750	\$2,250
University of New Haven	\$700	\$2,100
University of Massachusetts	\$680	\$2,040
Western New England College	\$663	\$1,989
University of Connecticut	\$650	\$1,950
University of Hartford	\$625	\$1,875

**University of Connecticut
School of Law
Insurance Law LL.M. FEE
Fiscal Year 2010/2011**

I. Proposed Action

Description of Fee: The history of the Insurance Law LL.M. Fee:

2006-2007	\$840/credit	\$20,160 per year
2007-2008	\$974/credit	\$23,376 per year
2008-2009	\$1,009/credit	\$24,216 per year
2009-2010	\$1,039/credit	\$24,936 per year

Description of Recommended Revision: For FY 2010-2011, the School of Law proposes to increase the Insurance Law LL.M. Fee from \$1,039 per credit to \$1,070 per credit. The cost per year would be \$25,680.

Basis of Requested Revision: The Law School started its first LL.M. program, U.S. Legal Studies, in 1993. This program provides an opportunity for international lawyers to come to the U.S. to earn the advanced degree. In 1997, an Insurance Law LL.M. was added. Most of the students in this program are lawyers at insurance companies in the United States. With the approval of our accrediting agency, we can now deliver the program via distance learning. However, the costs of such delivery are great. This fee proposal seeks to charge the delivery fees appropriately to the Insurance Law LL.M. program. The American Bar Association and the University of Connecticut Board of Trustees approved this program with the understanding that after a period of development, the Insurance Law LL.M. would be financially self-supporting. The fee is still substantially below those charged by other law schools for similar programs.

Students Affected: The total LL.M. population of the School of Law is approximately 45 students. This includes full and part-time students. All Insurance Law LL.M. students would be affected by this proposal.

Proposed Date of Implementation: The proposed date of implementation would be Fall semester of 2010.

A. Analysis

Fiscal Need for Fee Revision:

	FY07	FY08	FY09	FY10	FY11
Income	\$338,168	\$358,534	\$349,914	\$363,650	\$374,500
Expenditures	<u>322,021</u>	<u>335,076</u>	<u>327,209</u>	<u>356,729</u>	<u>374,565</u>
Gain/ (Loss)	\$ 16,147	\$ 23,458	\$ 22,705	\$ 6,921	(\$565)

Effect on Other Institutional or Unit Programs if Fee is Disapproved: If the fee is not approved, the School will need to utilize operational funds from the J.D. program or from the U.S. Legal Studies LL.M. program. We are now at a point where the Insurance Law LL.M. should be self-supporting in accordance with the original agreement with the American Bar Association and University of Connecticut Board of Trustees.

Comparative FY 2010 Student Costs – 12 credits per semester:

American	\$40,584
Boston University	\$38,816
Case Western	\$38,575
Columbia	\$46,332
Duke	\$44,480
Fordham	\$44,370
Georgia	\$8,974 In-State, \$23,482 Out of State
George Washington	\$35,616
Illinois	\$48,310
Indiana	\$34,080
Iowa	\$21,432 In-state, \$39,138 Out of State
John Marshall	\$30,240
University of Miami	\$33,458
University of Michigan	\$38,950

Student Approvals: In preparation for the traditional (biennium) fee calendar, information for fee increases for 2009/2010 and 2010/2011 was shared via email to Law students in the spring of 2008 and two fee hearings were held during spring 2008.

**University of Connecticut School of Law
U.S. Legal Studies LL.M. FEE
Fiscal Year 2010-2011**

I. Proposed Action

A. Description of Fee: The history of the U.S. Legal Studies LL.M. Fee:

2006-2007	\$840/credit	\$20,160 per year
2007-2008	\$874/credit	\$20,976 per year
2008-2009	\$909/credit	\$21,816 per year
2009-2010	\$936/credit	\$22,464 per year

B. Description of Recommended Revision: For FY 2010-2011, the School of Law proposes to increase the U.S. Legal Studies LL.M. Fee from \$936 per credit to \$964 per credit. This is an increase of approximately 3%. The cost per year would be \$23,136.

C. Basis of Requested Revision: Since 1993, when the U.S. Legal Studies program started, the enrollment has stabilized at approximately 12 students per year. Staff salary, fringe benefits, worker compensation, and operational costs to support the program have increased during that time. The American Bar Association and the Board of Trustees approved this program with the understanding that after a period of development, the U.S. Legal Studies LL.M. would be financially self-supporting. The fees are substantially below those charged by other law schools for similar programs.

D. Students Affected: The total enrollment in the U.S. Legal Studies LL.M. program is approximately twelve students. This includes full and part-time students. All U.S. Legal Studies students would be affected by this proposal.

E. Proposed Date of Implementation: The proposed date of implementation would be Fall 2010.

II. Analysis

A. Fiscal Need For Fee Revision:

	FY07	FY08	FY09	FY10	FY 11
Income	\$305,800	\$392,531	\$370,676	\$360,360	\$371,140
Expenditures	<u>260,242</u>	<u>267,894</u>	<u>313,842</u>	<u>347,373</u>	<u>360,930</u>
Gain	\$ 45,558	\$124,637	\$ 56,834	\$ 12,987	\$ 10,210

B. Effect on Other Institutional or Unit Programs if Fee is Disapproved: If the fee is not approved, the School will need to utilize operational funds from the J.D. program. This method was approved for utilization during the developmental years of the program. We are now at a point where the U.S. Legal Studies LL.M. should be self-supporting in accordance with the original agreement with the American Bar Association and University of Connecticut Board of Trustees.

C. Comparative Student Cost for 24 credits FY2010 costs:

American	\$40,584
Boston University	\$38,816
Case Western	\$38,575
Columbia	\$46,332
Duke	\$44,480
Fordham	\$44,370
Georgia	\$8,974 In-State, \$23,482 Out-of-State
George Washington	\$35,616
Illinois	\$48,310
Indiana	\$34,080
Iowa	\$21,432 In-State, \$39,138 Out-of-State
John Marshall	\$30,240
University of Miami	\$33,458
University of Michigan	\$38,950

D. Student Approvals: In preparation for the traditional (biennium) fee calendar, information for fee increases for 2009/2010 and 2010/2011 was shared via email to Law students in the spring of 2008 and two fee hearings were held during spring 2008.

University of Connecticut
School of Business Online MS in Accounting Program Fee
Fiscal Year 2011

I. Proposed Action

- A. Description of Fee:** The School of Business MS in Accounting Program is operated as an educational extension fund activity. The MS in Accounting Program is delivered online. Students do not pay University tuition, as they pay a per-credit course fee for each course taken. The comprehensive per-credit course fee includes the Graduate Matriculation Fee (GMF) and the Infrastructure Maintenance Fee (IMF).
- B. Description of Recommended Revision:** The current comprehensive credit hour fee for the online MS in Accounting Program is \$650. This rate became effective in Summer 2009, and will remain in effect through Spring 2010. We are requesting an increase to \$680 per credit hour effective Summer 2010. The summer date coincides with the beginning of a new class as this program admits students to begin coursework each May. The requested fee represents an increase of 4.6%.
- C. Basis for Requested Increase:** Approximately sixty-one percent of the costs incurred to deliver the MS in Accounting Program are salary and fringe benefits. For the past several years, the cost pressure on the program has been driven primarily by the escalating costs of mandated salary increases and the market for new faculty hires.

Since the MS in Accounting Program is totally dependant on enrollment-driven revenues, we need to be sure there is an adequate revenue stream to cover costs and re-invest in the program.

- D. Students Affected:** Students enrolled in the MS in Accounting Program (approximately 230) will be affected. Most of these students are beginning their professional careers and are employed full-time. Some students are reimbursed by their employer for their educational costs.
- E. Proposed Date of Revision Implementation:** The proposed date for implementing the fee increase from \$650 to \$680 per credit hour is the Summer 2010.

II. Analysis

- A. Fiscal Need for Fee Revision:** As of Fall 2009 (FY10), the total comprehensive per credit fee is \$650, which includes the GMF of \$42 per semester, the IMF of \$50 per course (ranging from \$50 to \$200 depending on numbers of credit), and parking is \$20 per semester.

The University of Connecticut School of Business was recently re-accredited by AACSB International (Association to Advance Collegiate Schools of Business), the hallmark of academic excellence among business schools. AACSB accreditation is a distinction earned by fewer than 15% of business schools worldwide, and one that UConn has proudly held since 1958. The UConn School of Business also ranks among the nation's top 45 business schools (top 30 public) according to *Business Week*; 27th by *Forbes* for return on investment; and 52nd (26th among publics) according to *U.S. News & World Report's* "America's Best Graduate Schools" for 2009.

The revenues generated by the MS in Accounting Program also support critical School of Business initiatives, which are essential to maintaining and enhancing our success. In order to maintain this momentum, as well as offset the increases in expenses in FY 2011, we are requesting that the credit hour fee for these programs be increased to \$680 effective Summer 2010.

B. Impact Statement: The MS in Accounting Program is designed to be self-supporting. If the fee increase is not approved, student services and course offerings would have to be significantly modified. Further cutbacks would have a negative effect on our promotional expenditures and on the technology platform associated with delivering the curriculum. These actions could result in lower quality programs, in turn, negatively impacting future enrollments as well as revenues.

C. Comparative Student Costs: Below is a table that shows the comparative costs for MS in Accounting Programs in Connecticut and nationally. Since the MS in Accounting Program is offered online, our competitive benchmark schools are not limited to Connecticut.

School	Price
University of Michigan	\$42,989/\$47,989 (resident/non-resident)
Boston College	\$36,600
Bentley College	\$32,760
Villanova	\$27,975
University of Hartford	\$19,350
University of Connecticut*	\$20,400
University of Massachusetts	\$18,750

*University of Connecticut at \$680 per credit

University of Connecticut
School of Business
Master of Science in Financial Risk Management Program
Fiscal Year 2011

I. Proposed Action

- A. Description of Fee:** The School of Business off-campus Master of Science in Financial Risk Management (MsFRM) Program is a new program that was approved by the State of Connecticut Department of Higher Education in October 2009. The program is scheduled to start at the Stamford campus in Fall 2010. It will be operated as an educational extension fund activity on weeknights and weekends. Students do not pay University tuition, as they will pay a total program fee. The comprehensive program fee includes the Graduate Matriculation Fee (GMF), and the Infrastructure Maintenance Fee (IMF). The comprehensive program fee for the off-campus MsFRM Program will be \$39,950 per student based on 34 credits at \$1,175 each credit.
- B. Basis for Requested Fee:** The MsFRM Program is totally dependent on enrollment-driven revenues so we need to be sure there is an adequate revenue stream to cover costs and re-invest in the program.
- C. Students Affected:** We are projecting to have 20 students for the first class in Fall 2010. This fee will apply to all the students enrolled in the program. Most of these students will be professionals that are employed full-time. Some students will be reimbursed by their employer for their educational expenses.
- D. Proposed Date of this Fee:** The proposed date for implementing the fee is the Fall 2010.

II. Analysis

- A. Fiscal Need for the Fee:** The total comprehensive fee for the program is \$39,950, which includes the GMF of \$42 per semester, and the IMF of \$50 per course (ranging from \$50 to \$200 depending on numbers of credit).

The University of Connecticut School of Business was recently re-accredited by AACSB International (Association to Advance Collegiate Schools of Business), the hallmark of academic excellence among business schools. AACSB accreditation is a distinction earned by fewer than 15% of business schools worldwide, and one that UConn has proudly held since 1958. The UConn School of Business also ranks among the nation's top 45 business schools (top 30 public) according to *Business Week*; 27th by *Forbes* for return on investment; and 52nd (26th among public) according to *U.S. News & World Report's* "America's Best Graduate Schools" for 2009.

- B. Impact Statement:** The MsFRM Program is designed to be self-supporting. The revenues generated should be sufficient to support the program's operations, as well as the School of Business's critical initiatives, which are essential to maintaining and enhancing our success.
- C. Comparative Student Costs:** Although there are several Financial Engineering programs that are significantly more expensive than the proposed MsFRM rate, there are no programs that are directly comparable to the MsFRM.